

EVAPCO, INC.

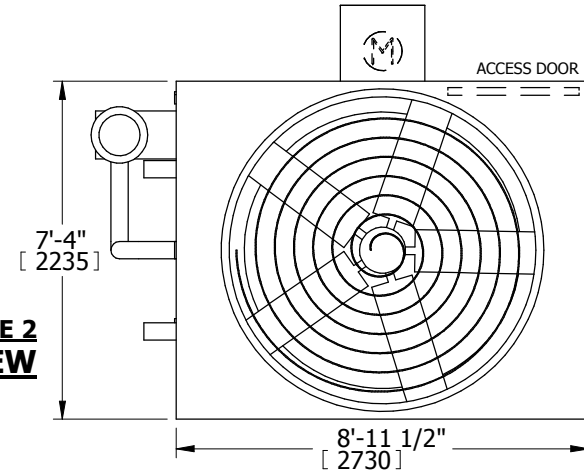


UNIT	MODEL #	SCALE	DWG. #	REV.	DATE	SERIAL #
CLOSED CIRCUIT COOLER	CATWB 7-3H9	N.T.S	WCB2240906-DRC-ST		5/18/2024	

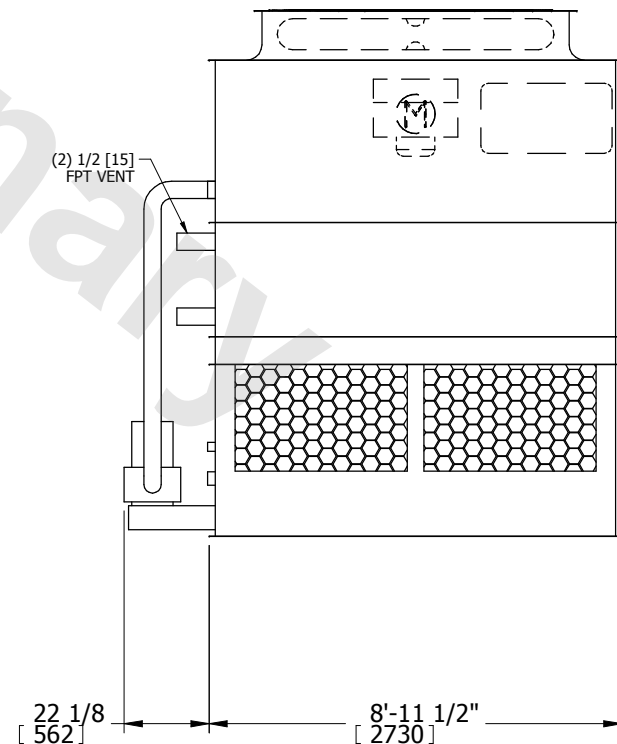
NOTES:

1. (M)- FAN MOTOR LOCATION
2. HEaviest SECTION IS PLENUM/CASING SECTION
3. MPT DENOTES MALE PIPE THREAD
FPT DENOTES FEMALE PIPE THREAD
BFW DENOTES BEVELED FOR WELDING
4. +UNIT WEIGHT DOES NOT INCLUDE
ACCESSORIES (SEE ACCESSORY DRAWINGS)
5. MAKE-UP WATER PRESSURE
20 psi MIN [137 kPa], 50 psi MAX [344 kPa]
6. *-APPROXIMATE DIMENSIONS DO NOT USE
FOR PRE-FABRICATION OF CONNECTING
PIPING
7. MAKE-UP IS LOCATED 4 3/4" FROM CONNECTION
END.

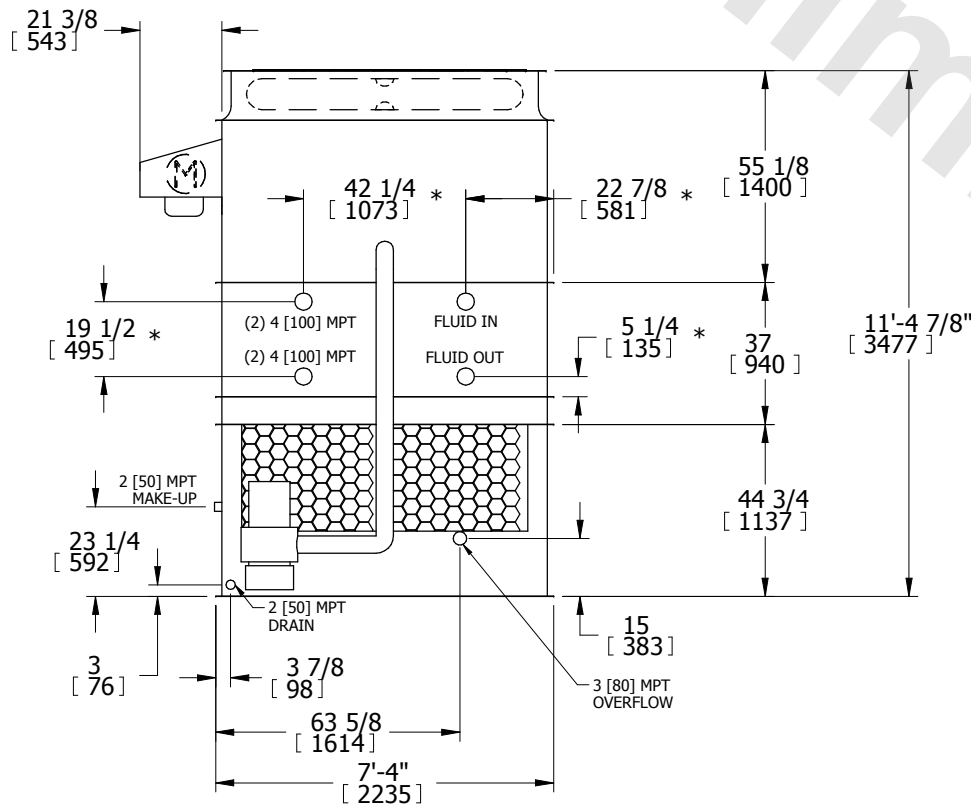
**FACE 2
PLAN VIEW**



FACE 1



FACE 1



FACE 2

SHIPPING WEIGHT	7540 lbs+ [3420] kg+	OPERATING WEIGHT	10060 lbs+ [4565] kg+	HEaviest SECTION WEIGHT	5940 lbs+ [2695] kg+	NO. OF SHIPPING SECTIONS	2
-----------------	----------------------	------------------	-----------------------	-------------------------	----------------------	--------------------------	---