

EVAPCO, INC.



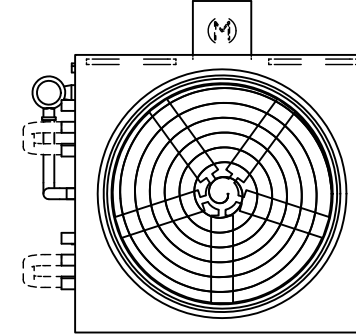
UNIT	EVAPORATIVE CONDENSER	MODEL #	ATC-DC-99J-25-1EF	SCALE	N.T.S.	DWG. #	EGCH090902-DRB-ST	REV.	-	DATE	5/19/2024	SERIAL #	
------	-----------------------	---------	-------------------	-------	--------	--------	-------------------	------	---	------	-----------	----------	--

NOTES:

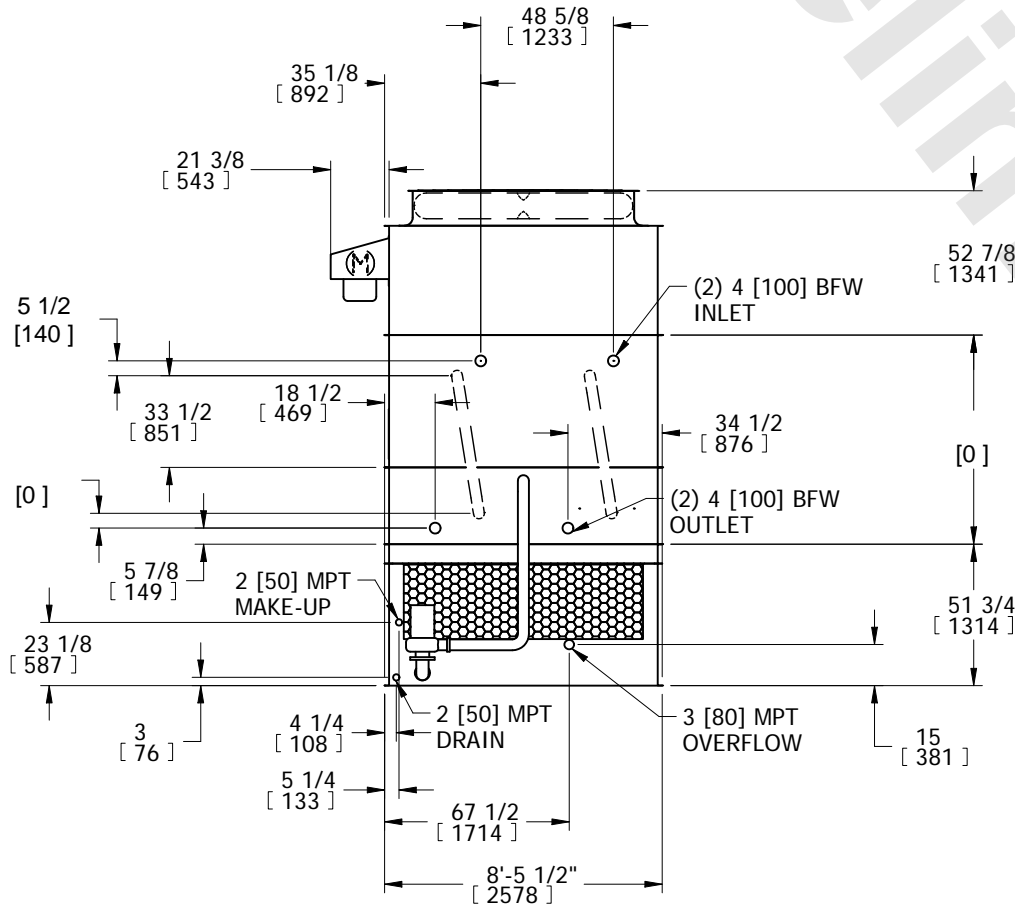
1. (M)- FAN MOTOR LOCATION
2. HEAVIEST SECTION IS COIL SECTION
3. MPT DENOTES MALE PIPE THREAD
FPT DENOTES FEMALE PIPE THREAD
BFW DENOTES BEVELED FOR WELDING
4. +UNIT WEIGHT DOES NOT INCLUDE ACCESSORIES (SEE ACCESSORY DRAWINGS)
5. MAKE-UP WATER PRESSURE
20 psi MIN [137 kPa], 50 psi MAX [344 kPa]

6. DIMENSIONS LISTED AS FOLLOWS:
ENGLISH IN
[METRIC] [mm]
7. * - APPROXIMATE DIMENSIONS DO NOT USE FOR PRE-FABRICATION OF CONNECTING PIPING.

**FACE 2
PLAN VIEW**

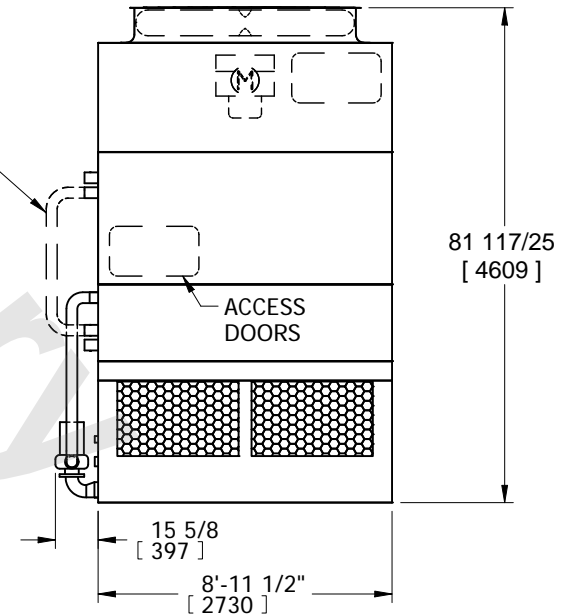


FACE 1



FACE 2

CROSSOVER
PIPING
(BY OTHERS)



FACE 1

SHIPPING WEIGHT	9650 lbs+ [4380] kg+	OPERATING WEIGHT	12320 lbs+ [5590] kg+	HEAVIEST SECTION WEIGHT	6110 lbs+ [2775] kg+	NO. OF SHIPPING SECTIONS	3	DRAWN BY:	SFR
-----------------	----------------------	------------------	-----------------------	-------------------------	----------------------	--------------------------	---	-----------	-----