

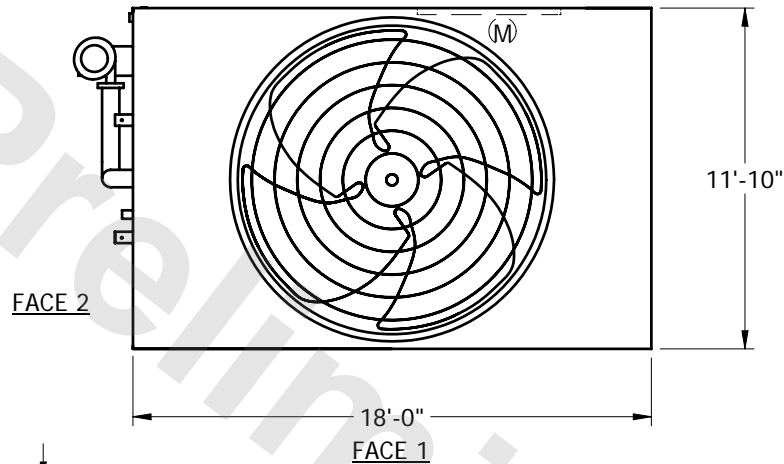
EVAPCO, INC.



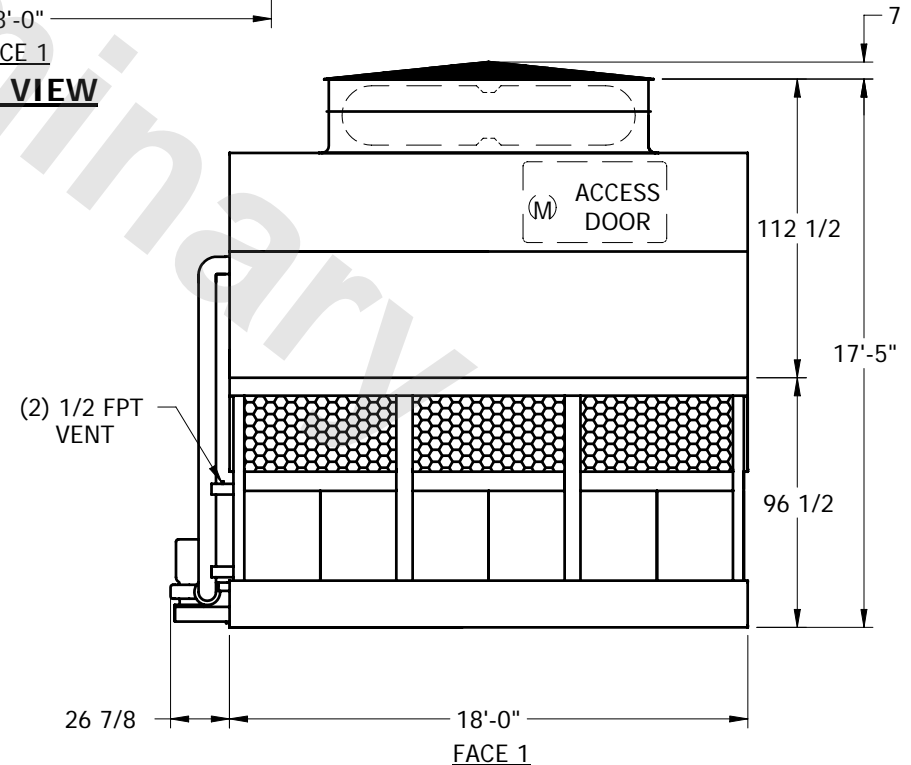
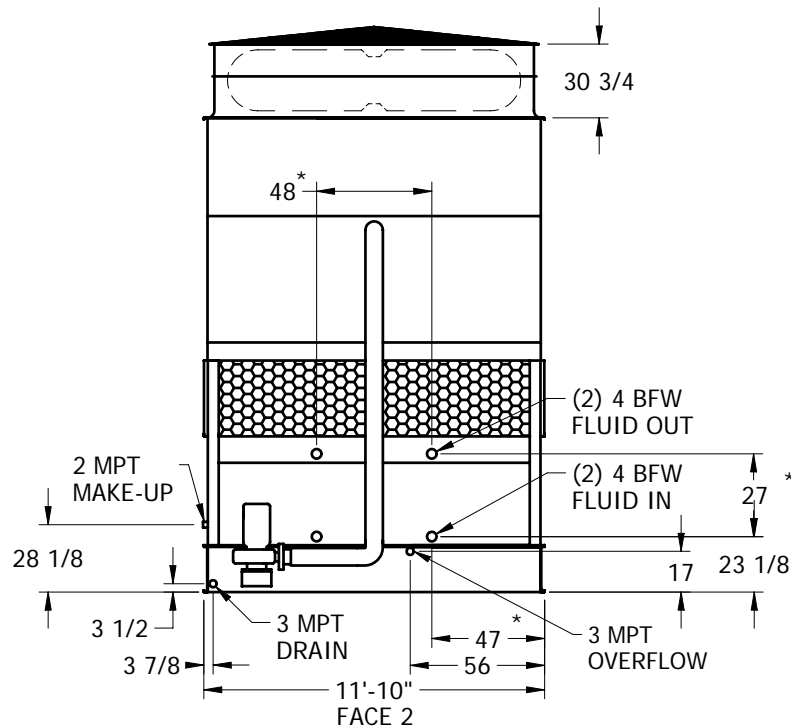
UNIT	CLOSED CIRCUIT COOLER	MODEL #	PHC-S956	SCALE	NTS	DWG. #	WX12182408-ERB-SLF2	REV.		DATE	5/18/2024	SERIAL #	
------	-----------------------	---------	----------	-------	-----	--------	---------------------	------	--	------	-----------	----------	--

NOTES:

1. (M)- FAN MOTOR LOCATION
2. HEAVIEST SECTION IS LOWER SECTION
3. MPT DENOTES MALE PIPE THREAD
FPT DENOTES FEMALE PIPE THREAD
BFW DENOTES BEVELED FOR WELDING
4. + UNIT WEIGHT DOES NOT INCLUDE ACCESSORIES (SEE SEPARATE DRAWINGS FOR ACCESSORIES)
5. 3/4" DIA. MOUNTING HOLES. REFER TO RECOMMENDED STEEL SUPPORT DRAWING
6. MAKE-UP WATER PRESSURE-20 psi MIN, 50 psi MAX
7. *- APPROXIMATE DIMENSIONS DO NOT USE FOR PRE-FABRICATION OF CONNECTING PIPING.
8. MAKE-UP IS LOCATED 4 3/4" FROM CONNECTION END



PLAN VIEW



SHIPPING WEIGHT	22005	lbs. +	OPERATING WEIGHT	34095	lbs.	HEAVIEST SECTION WEIGHT	13895	lbs.	NO. OF SHIPPING SECTIONS	2
-----------------	-------	--------	------------------	-------	------	-------------------------	-------	------	--------------------------	---