

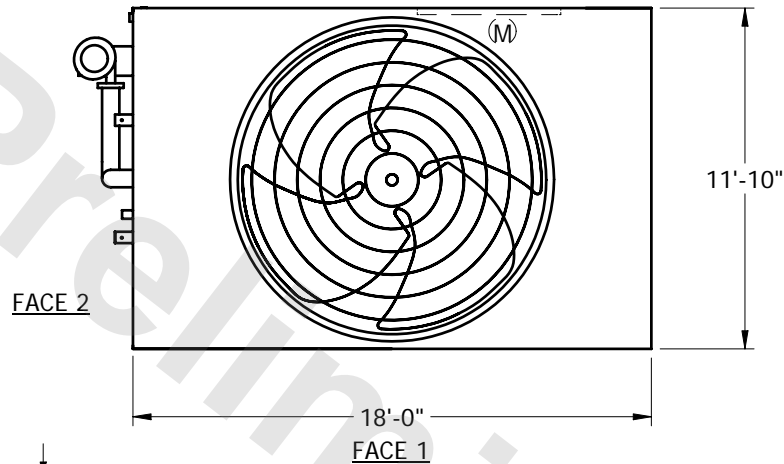
# EVAPCO, INC.



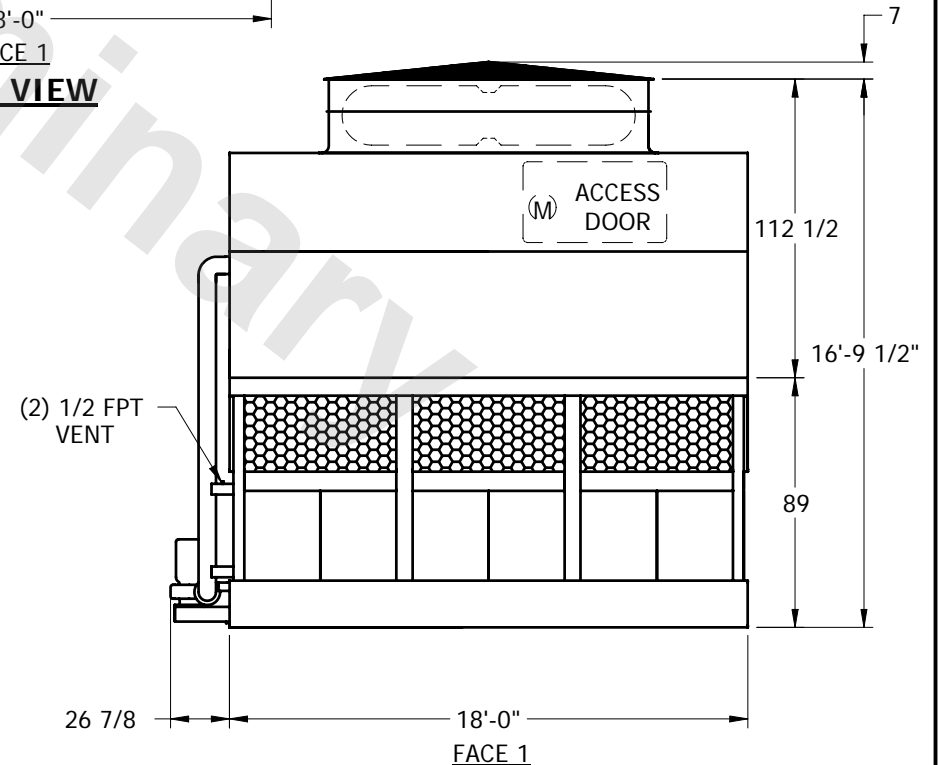
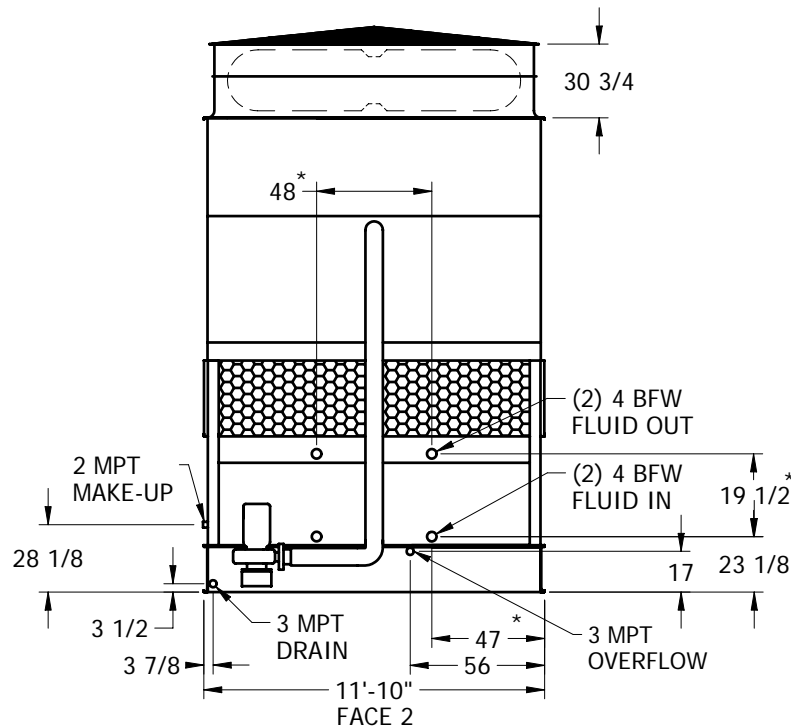
|      |                       |         |          |       |     |        |                     |      |  |      |          |          |  |
|------|-----------------------|---------|----------|-------|-----|--------|---------------------|------|--|------|----------|----------|--|
| UNIT | CLOSED CIRCUIT COOLER | MODEL # | PHC-S994 | SCALE | NTS | DWG. # | WX12182406-ERB-SLF2 | REV. |  | DATE | 5/4/2024 | SERIAL # |  |
|------|-----------------------|---------|----------|-------|-----|--------|---------------------|------|--|------|----------|----------|--|

## NOTES:

1. (M)- FAN MOTOR LOCATION
2. HEAVIEST SECTION IS LOWER SECTION
3. MPT DENOTES MALE PIPE THREAD  
FPT DENOTES FEMALE PIPE THREAD  
BFW DENOTES BEVELED FOR WELDING
4. + UNIT WEIGHT DOES NOT INCLUDE ACCESSORIES (SEE SEPARATE DRAWINGS FOR ACCESSORIES)
5. 3/4" DIA. MOUNTING HOLES. REFER TO RECOMMENDED STEEL SUPPORT DRAWING
6. MAKE-UP WATER PRESSURE-20 psi MIN, 50 psi MAX
7. \*- APPROXIMATE DIMENSIONS DO NOT USE FOR PRE-FABRICATION OF CONNECTING PIPING.
8. MAKE-UP IS LOCATED 4 3/4" FROM CONNECTION END



**PLAN VIEW**



|                 |       |        |                  |       |      |                         |       |      |                          |   |
|-----------------|-------|--------|------------------|-------|------|-------------------------|-------|------|--------------------------|---|
| SHIPPING WEIGHT | 19960 | lbs. + | OPERATING WEIGHT | 31310 | lbs. | HEAVIEST SECTION WEIGHT | 11850 | lbs. | NO. OF SHIPPING SECTIONS | 2 |
|-----------------|-------|--------|------------------|-------|------|-------------------------|-------|------|--------------------------|---|