

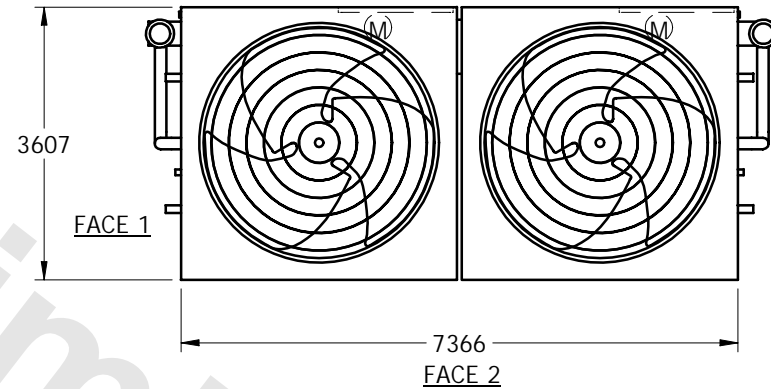
# EVAPCO, INC.



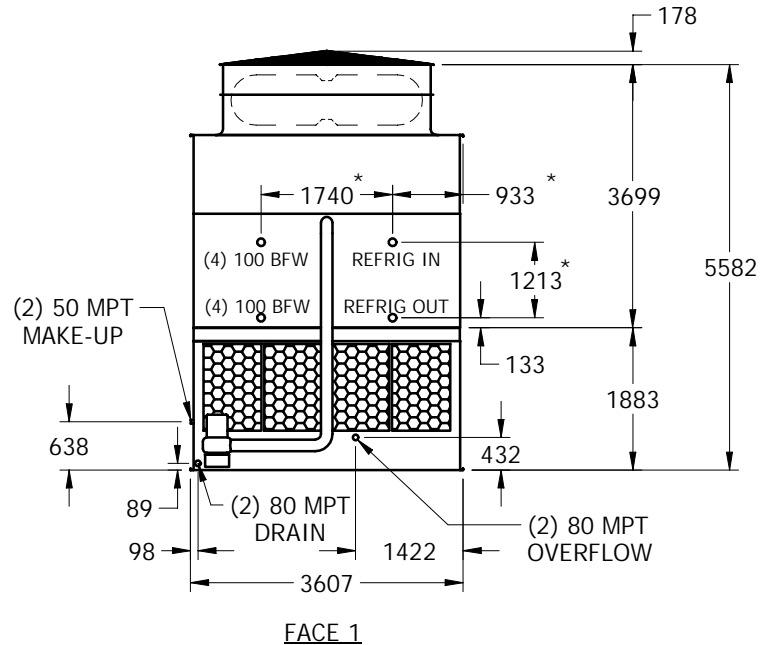
UNIT	EVAPORATIVE CONDENSER	MODEL #	eco-PMC-1024	SCALE	NTS	DWG. #	C2122412-MRB-SLF	REV.	DATE	SERIAL #
------	-----------------------	---------	--------------	-------	-----	--------	------------------	------	------	----------

## NOTES:

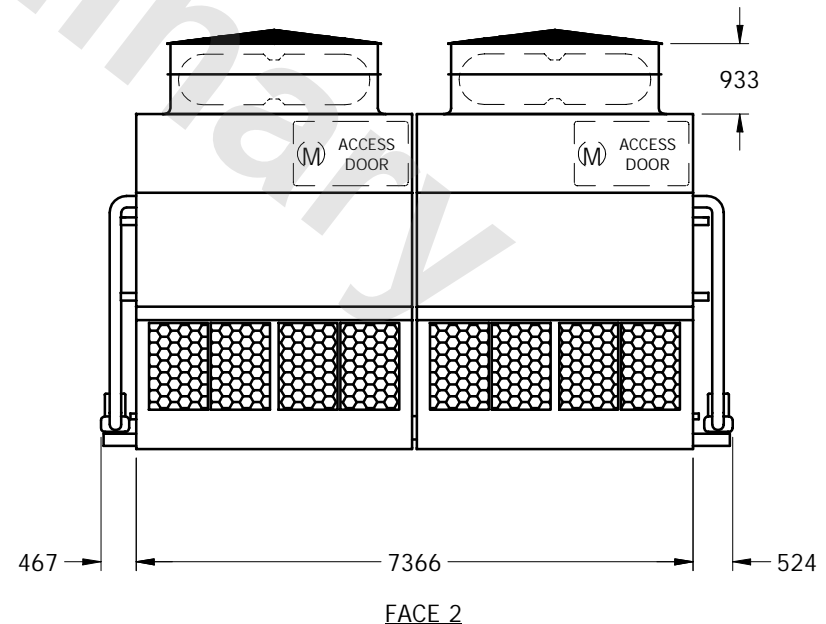
1. (M)- FAN MOTOR LOCATION
2. HEAVIEST SECTION IS UPPER SECTION
3. MPT DENOTES MALE PIPE THREAD  
FPT DENOTES FEMALE PIPE THREAD  
BFW DENOTES BEVELED FOR WELDING
4. + UNIT WEIGHT DOES NOT INCLUDE ACCESSORIES (SEE SEPARATE DRAWINGS FOR ACCESSORIES)
5. 19mm DIA. MOUNTING HOLES. REFER TO RECOMMENDED STEEL SUPPORT DRAWING
6. MAKE-UP WATER PRESSURE-137 kPa MIN, 344 kPa MAX
7. \* - APPROXIMATE DIMENSIONS DO NOT USE FOR PRE-FABRICATION OF CONNECTING PIPING.
8. MAKE-UP IS LOCATED 121mm FROM EACH CONNECTION END.



**PLAN VIEW**



**FACE 1**



**FACE 2**

SHIPPING WEIGHT	21135	kg +	OPERATING WEIGHT	27975	kg	HEAVIEST SECTION WEIGHT	9410	kg	NO. OF SHIPPING SECTIONS	4
-----------------	-------	------	------------------	-------	----	-------------------------	------	----	--------------------------	---