

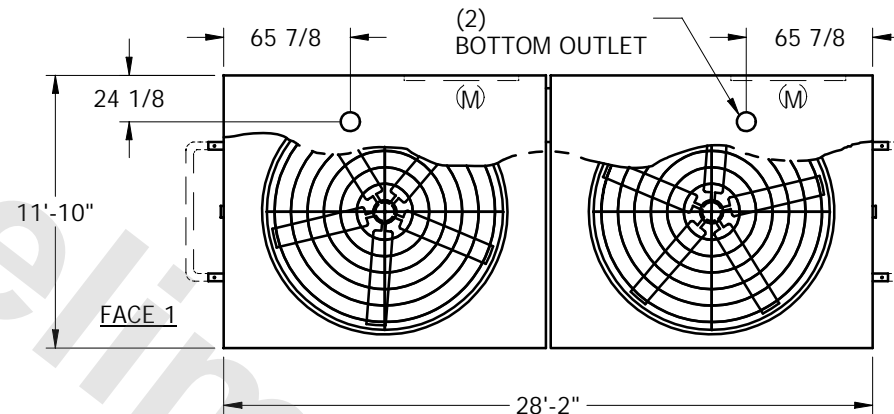
EVAPCO, INC.



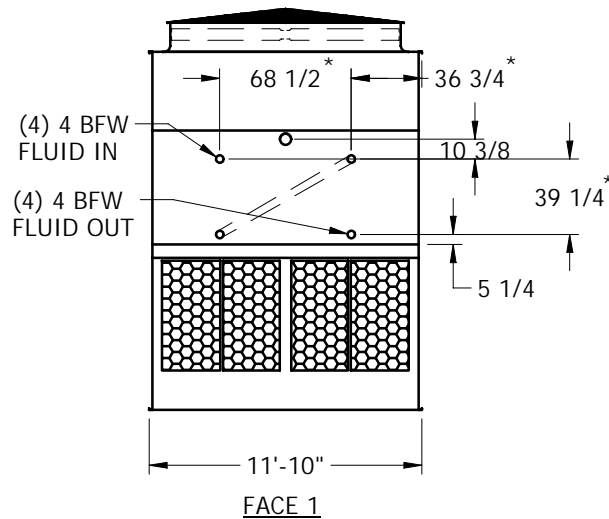
UNIT	CLOSED CIRCUIT COOLER	MODEL #	SCALE	NTS	DWG. #	W2122810-ERC-SR	REV.	DATE	SERIAL #
------	-----------------------	---------	-------	-----	--------	-----------------	------	------	----------

NOTES:

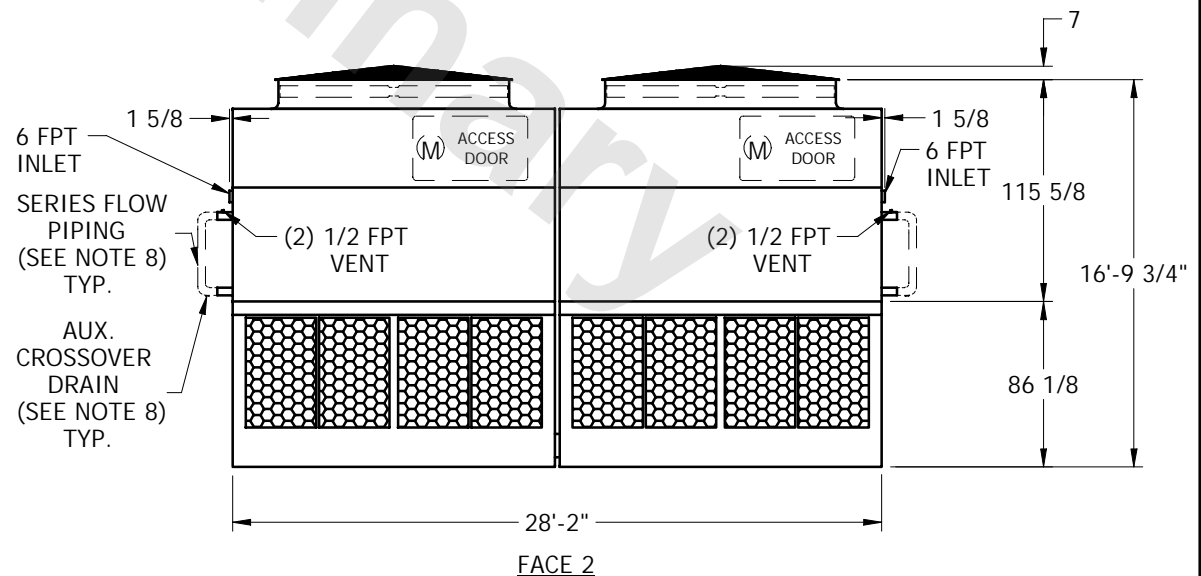
1. (M)- FAN MOTOR LOCATION
2. HEAVIEST SECTION IS UPPER SECTION
3. MPT DENOTES MALE PIPE THREAD
FPT DENOTES FEMALE PIPE THREAD
BFW DENOTES BEVELED FOR WELDING
4. + UNIT WEIGHT DOES NOT INCLUDE ACCESSORIES (SEE SEPARATE DRAWINGS FOR ACCESSORIES)
5. 3/4" DIA. MOUNTING HOLES. REFER TO RECOMMENDED STEEL SUPPORT DRAWING
6. THE SPRAY PUMP SHOULD BE SIZED FOR 1800 GPM AND 2.5 PSIG AT THE INLET CONNECTION
7. *- APPROXIMATE DIMENSIONS DO NOT USE FOR PRE-FABRICATION OF CONNECTING PIPING
8. SERIES FLOW PIPING AND AUX. CROSSOVER DRAIN BY OTHERS



FACE 2
PLAN VIEW



FACE 1



FACE 2

SHIPPING WEIGHT	45380	lbs. +	OPERATING WEIGHT	61340	lbs.	HEAVIEST SECTION WEIGHT	19750	lbs.	NO. OF SHIPPING SECTIONS	4
-----------------	-------	--------	------------------	-------	------	-------------------------	-------	------	--------------------------	---