

EVAPCO, INC.

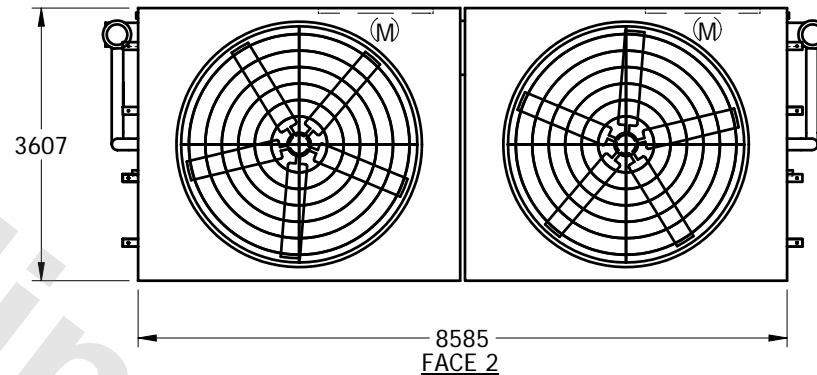


| UNIT | CLOSED CIRCUIT COOLER | MODEL # | SCALE | DWG. # | REV. | DATE | SERIAL # |
|------|-----------------------|---------|-------|-------------------|------|------|----------|
| | | | NTS | W2122812-MRB-LFHF | | | |

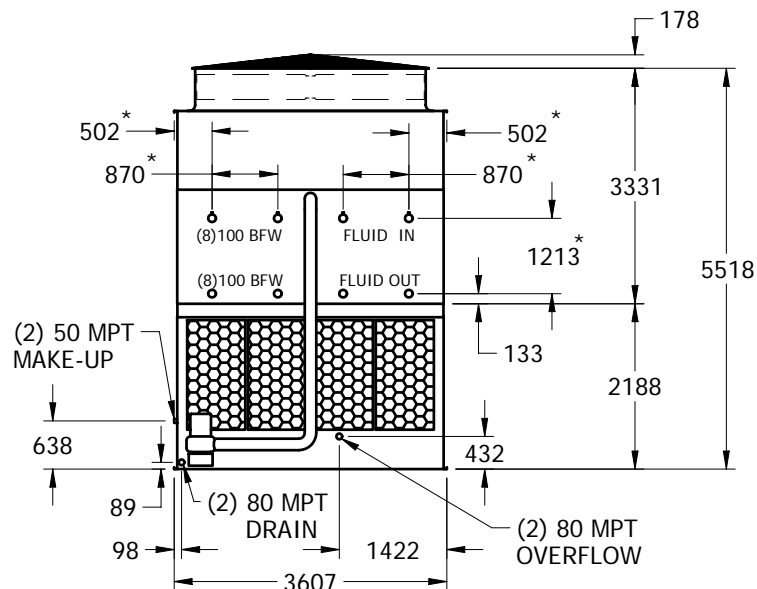
NOTES:

1. (M)- FAN MOTOR LOCATION
2. HEAVIEST SECTION IS UPPER SECTION
3. MPT DENOTES MALE PIPE THREAD
FPT DENOTES FEMALE PIPE THREAD
BFW DENOTES BEVELED FOR WELDING
4. + UNIT WEIGHT DOES NOT INCLUDE ACCESSORIES (SEE SEPARATE DRAWINGS FOR ACCESSORIES)
5. 19mm DIA. MOUNTING HOLES. REFER TO RECOMMENDED STEEL SUPPORT DRAWING
6. MAKE-UP WATER PRESSURE-137 kPa MIN, 344 kPa MAX
7. * - APPROXIMATE DIMENSIONS DO NOT USE FOR PRE-FABRICATION OF CONNECTING PIPING.
8. MAKE-UP IS LOCATED 121mm FROM EACH CONNECTION END.

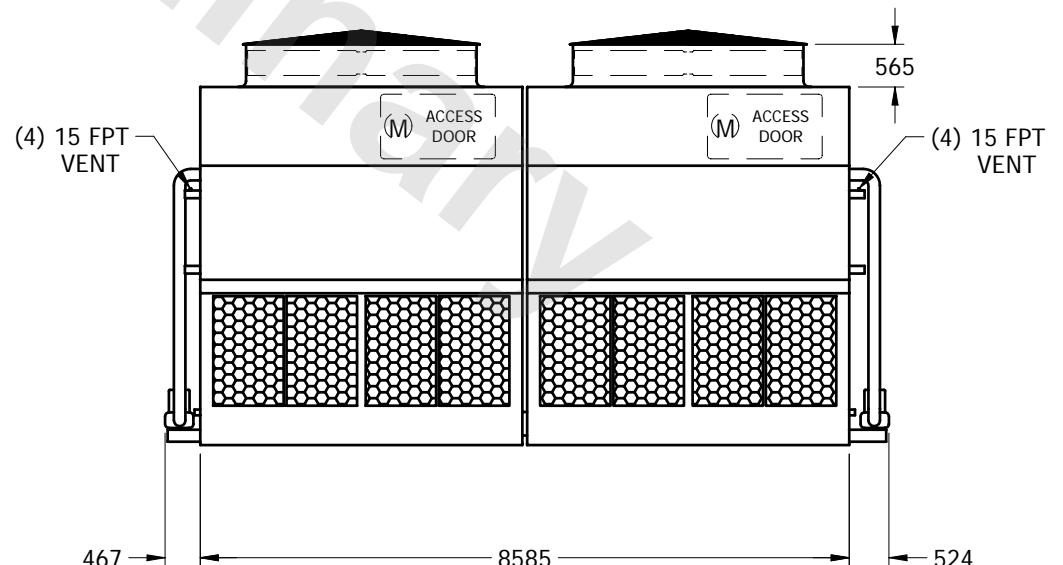
FACE 1



PLAN VIEW



FACE 1



FACE 2

| | | | | | | | | | | |
|-----------------|-------|------|------------------|-------|----|-------------------------|-------|----|--------------------------|---|
| SHIPPING WEIGHT | 23685 | kg + | OPERATING WEIGHT | 35990 | kg | HEAVIEST SECTION WEIGHT | 10510 | kg | NO. OF SHIPPING SECTIONS | 4 |
|-----------------|-------|------|------------------|-------|----|-------------------------|-------|----|--------------------------|---|