

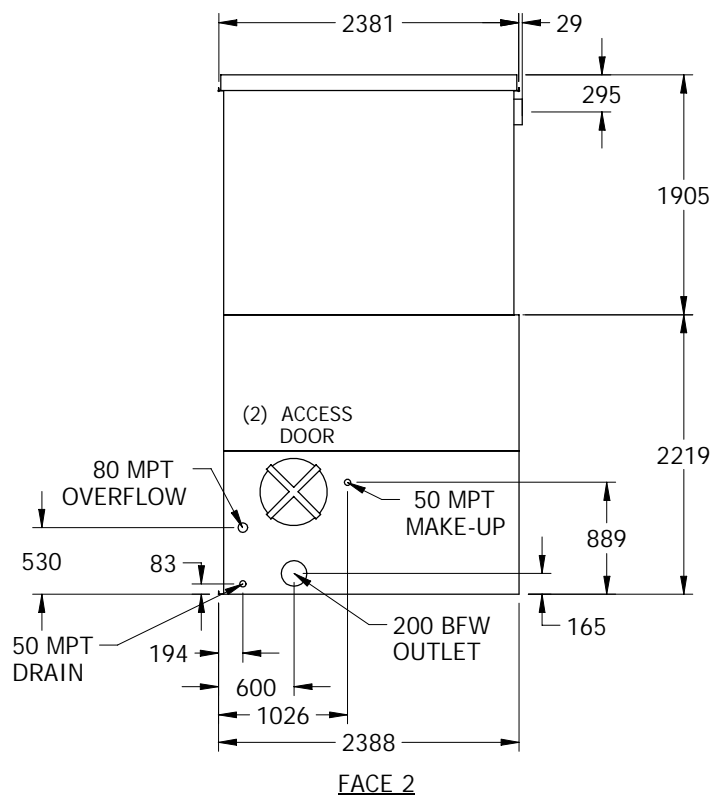
EVAPCO, INC.



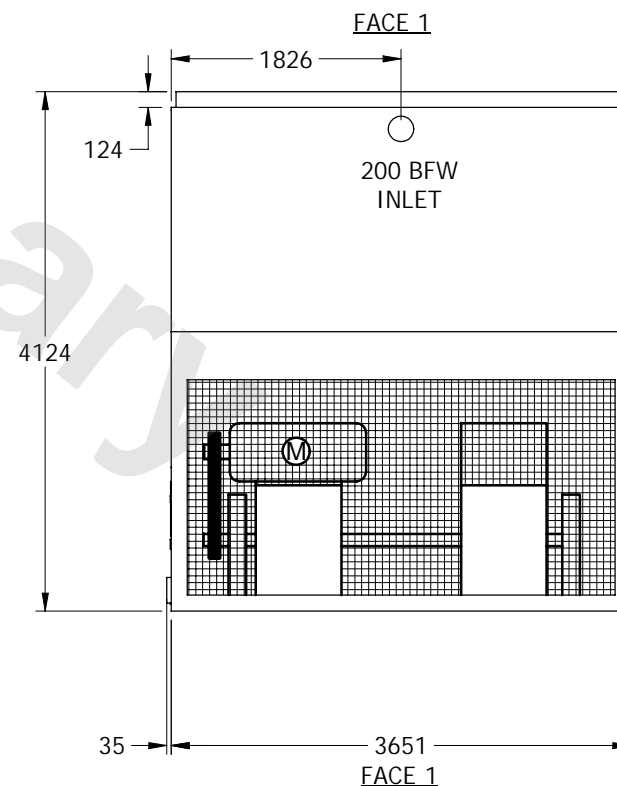

UNIT	COOLING TOWER	MODEL #	PMC-856E	SCALE	NTS	DWG. #	TL0P1224-MRD-ST	REV.		DATE	5/9/2024	SERIAL #	
------	---------------	---------	----------	-------	-----	--------	-----------------	------	--	------	----------	----------	--

NOTES:

1. (M) - FAN MOTOR LOCATION
2. MAKE-UP WATER PRESSURE IS 137 kPa MIN.
344 kPa MAX.
3. MPT DENOTES MALE PIPE THREAD
FPT DENOTES FEMALE PIPE THREAD
BFW DENOTES BEVELED FOR WELDING
4. + UNIT WEIGHT DOES NOT INCLUDE
ACCESSORIES (SEE SEPARATE DRAWINGS
FOR ACCESSORIES)
5. 19 mm DIA. MOUNTING HOLES. REFER TO
RECOMMENDED STEEL SUPPORT
DRAWING
6. HEAVIEST SECTION IS LOWER SECTION



**FACE 2
PLAN VIEW**



SHIPPING WEIGHT	2750	kg +	OPERATING WEIGHT	4645	kg	HEAVIEST SECTION WEIGHT	1675	kg	NO. OF SHIPPING SECTIONS	2
-----------------	------	------	------------------	------	----	-------------------------	------	----	--------------------------	---