

CONFIDENTIAL

This document is the property of Evapco, Inc. It should not be copied or disclosed without prior written authorization.

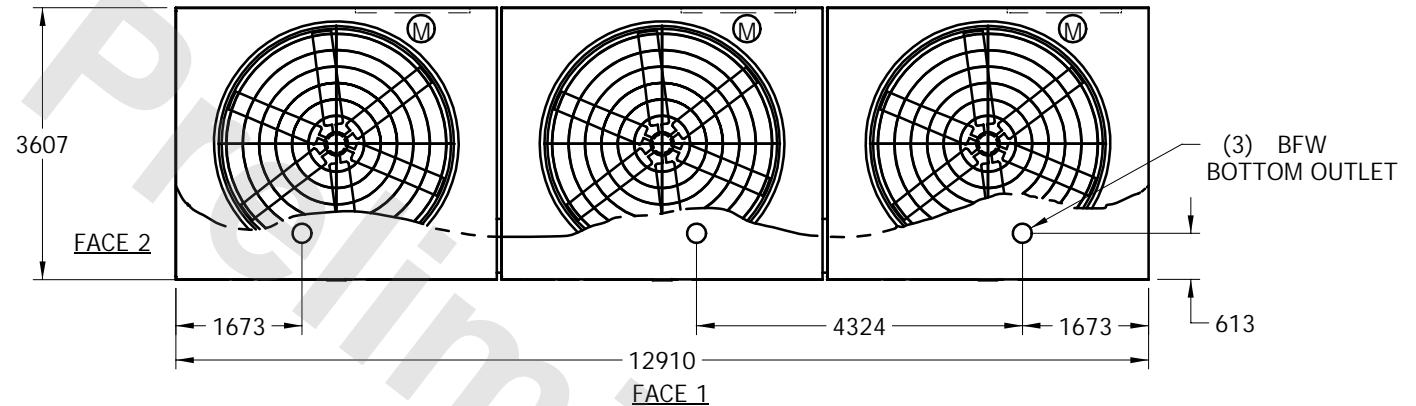
EVAPCO, INC.



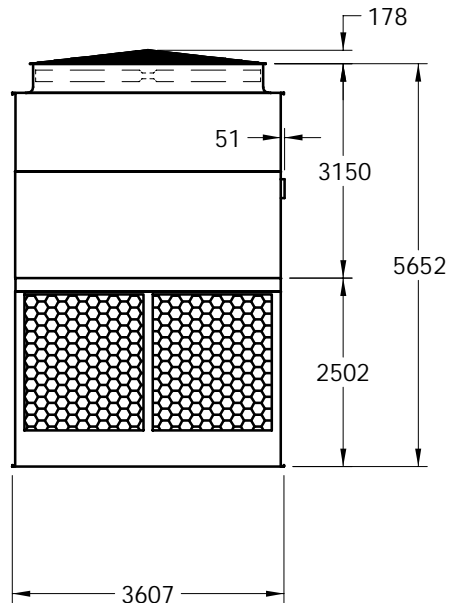
UNIT	COOLING TOWER	MODEL #	PMC-856E	SCALE	NTS	DWG. #	T2124248-MRC-RS	REV.		DATE	5/9/2024	SERIAL #	
------	---------------	---------	----------	-------	-----	--------	-----------------	------	--	------	----------	----------	--

NOTES:

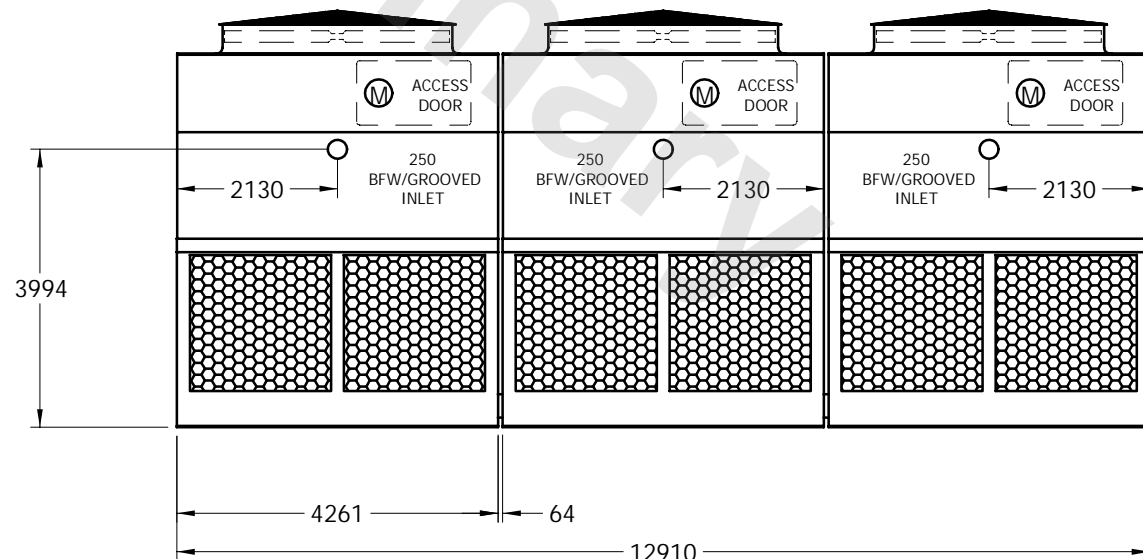
1. (M) - FAN MOTOR LOCATION
2. HEAVIEST SECTION IS UPPER SECTION
3. MPT DENOTES MALE PIPE THREAD
FPT DENOTES FEMALE PIPE THREAD
BFW DENOTES BEVELED FOR WELDING
4. + UNIT WEIGHT DOES NOT INCLUDE ACCESSORIES (SEE SEPARATE DRAWINGS FOR ACCESSORIES)
5. 19mm DIA. MOUNTING HOLES. REFER TO RECOMMENDED STEEL SUPPORT DRAWING



PLAN VIEW



FACE 2



FACE 1

SHIPPING WEIGHT	13470	kg +	OPERATING WEIGHT	17665	kg	HEAVIEST SECTION WEIGHT	3200	kg	NO. OF SHIPPING SECTIONS	6
-----------------	-------	------	------------------	-------	----	-------------------------	------	----	--------------------------	---