

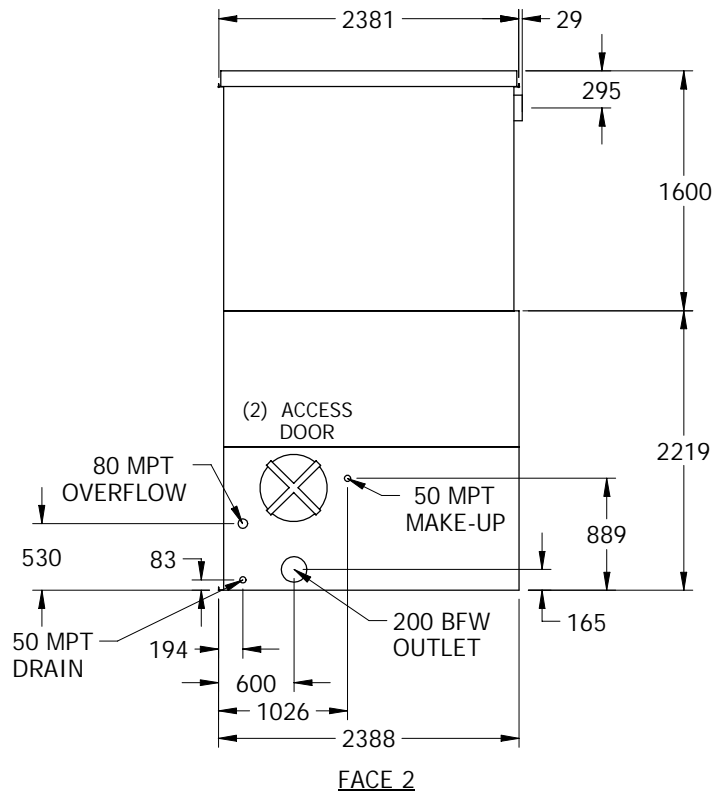
# EVAPCO, INC.



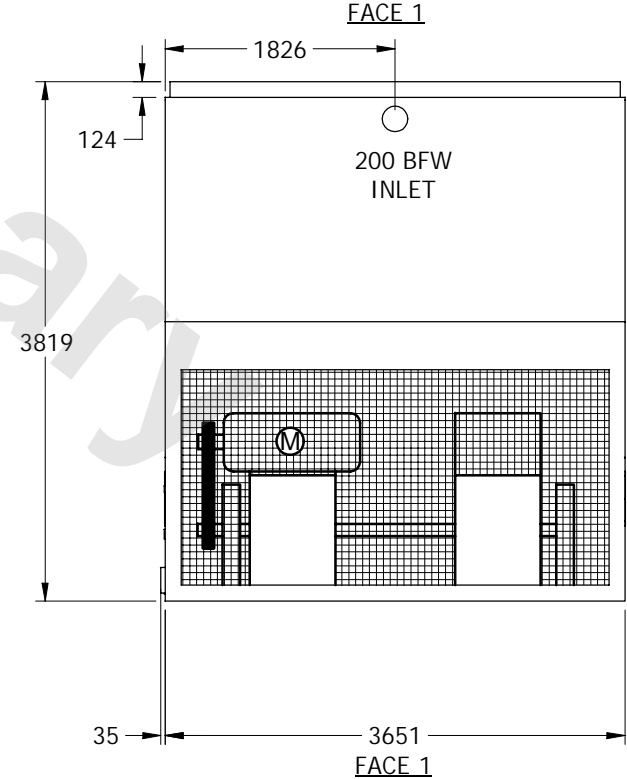
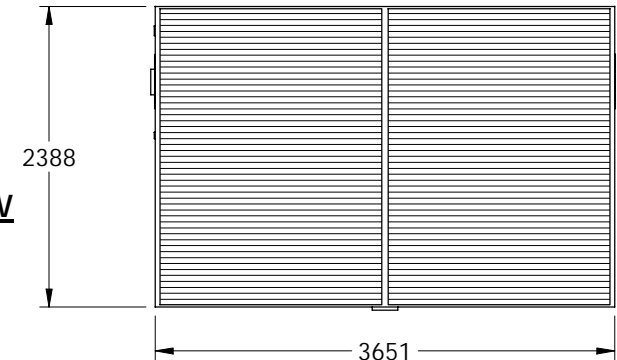
UNIT	COOLING TOWER	MODEL #	PMC-831E	SCALE	NTS	DWG. #	TL0P1212-MRD-ST	REV.		DATE	5/20/2024	SERIAL #	
------	---------------	---------	----------	-------	-----	--------	-----------------	------	--	------	-----------	----------	--

## NOTES:

1. (M) - FAN MOTOR LOCATION
2. MAKE-UP WATER PRESSURE IS 137 kPa MIN.  
344 kPa MAX.
3. MPT DENOTES MALE PIPE THREAD  
FPT DENOTES FEMALE PIPE THREAD  
BFW DENOTES BEVELED FOR WELDING
4. + UNIT WEIGHT DOES NOT INCLUDE  
ACCESSORIES (SEE SEPARATE DRAWINGS  
FOR ACCESSORIES)
5. 19 mm DIA. MOUNTING HOLES. REFER TO  
RECOMMENDED STEEL SUPPORT  
DRAWING
6. HEAVIEST SECTION IS LOWER SECTION



FACE 2  
PLAN VIEW



SHIPPING WEIGHT	2590	kg +	OPERATING WEIGHT	4480	kg	HEAVIEST SECTION WEIGHT	1675	kg	NO. OF SHIPPING SECTIONS	2
-----------------	------	------	------------------	------	----	-------------------------	------	----	--------------------------	---