

EVAPCO, INC.

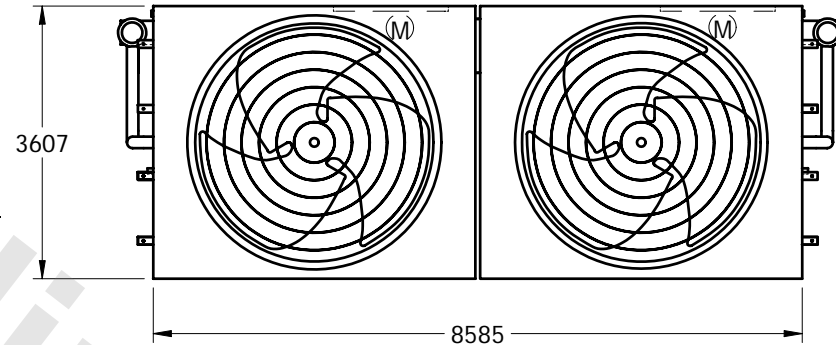


UNIT	CLOSED CIRCUIT COOLER	MODEL #	SCALE	DWG. #	REV.	DATE	SERIAL #
			NTS	W2122810-MRB-SLHF			

NOTES:

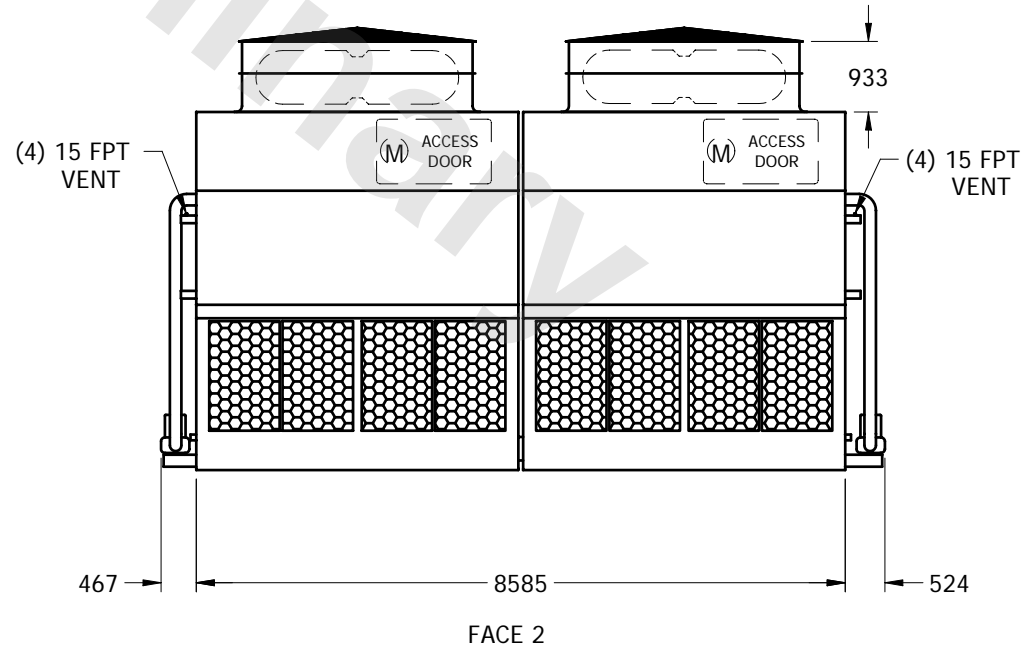
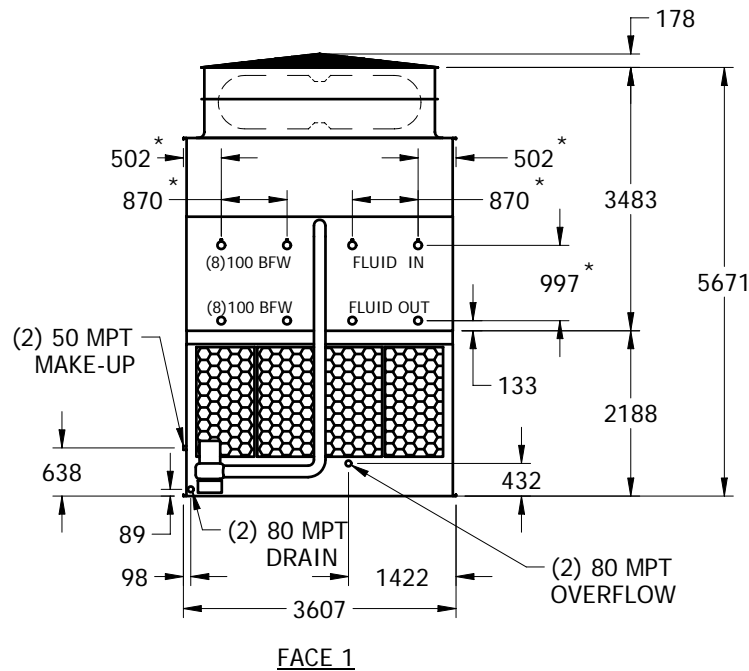
1. (M)- FAN MOTOR LOCATION
2. HEAVIEST SECTION IS UPPER SECTION
3. MPT DENOTES MALE PIPE THREAD
FPT DENOTES FEMALE PIPE THREAD
BFW DENOTES BEVELED FOR WELDING
4. + UNIT WEIGHT DOES NOT INCLUDE ACCESSORIES (SEE SEPARATE DRAWINGS FOR ACCESSORIES)
5. 19mm DIA. MOUNTING HOLES. REFER TO RECOMMENDED STEEL SUPPORT DRAWING
6. MAKE-UP WATER PRESSURE-137 kPa MIN, 344 kPa MAX
7. * - APPROXIMATE DIMENSIONS DO NOT USE FOR PRE-FABRICATION OF CONNECTING PIPING.
8. MAKE-UP IS LOCATED 121mm FROM EACH CONNECTION END.

FACE 1



FACE 2

PLAN VIEW



SHIPPING WEIGHT	21245	kg +	OPERATING WEIGHT	32595	kg	HEAVIEST SECTION WEIGHT	9290	kg	NO. OF SHIPPING SECTIONS	4
-----------------	-------	------	------------------	-------	----	-------------------------	------	----	--------------------------	---