

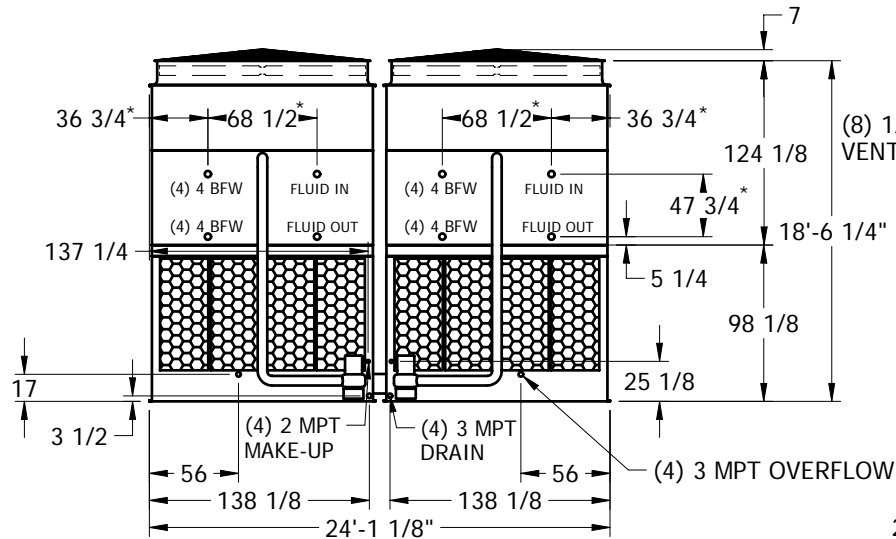
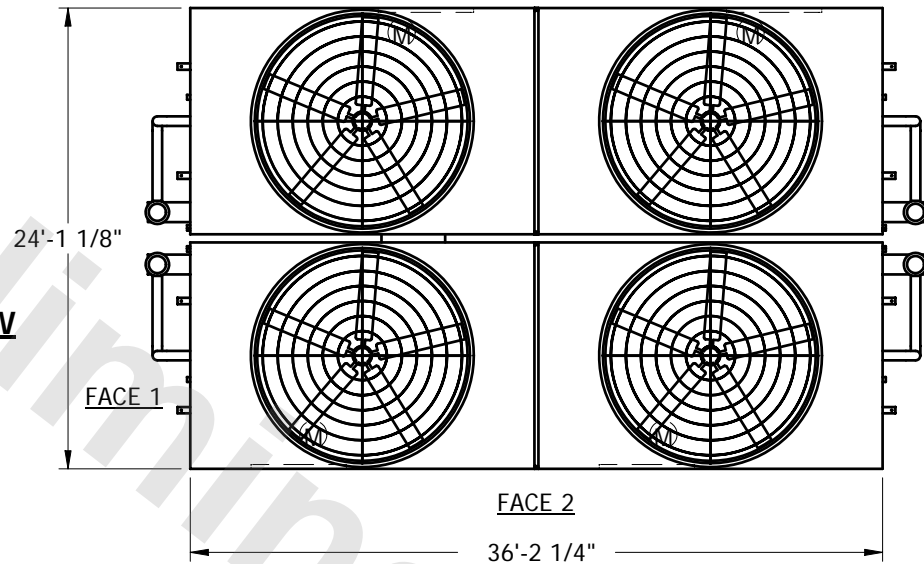
# EVAPCO, INC.



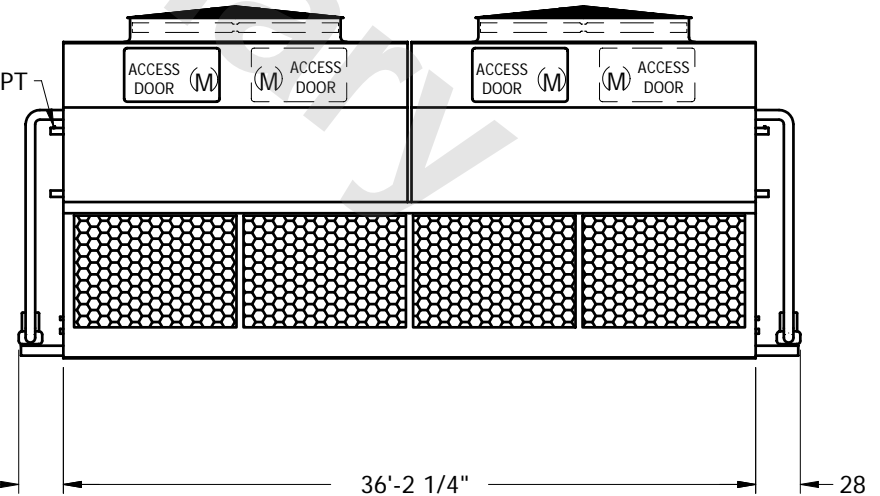
UNIT	CLOSED CIRCUIT COOLER	MODEL #	LRC 131	SCALE	NTS	DWG. #	W2243612-ERC-ST	REV.	DATE	SERIAL #
------	-----------------------	---------	---------	-------	-----	--------	-----------------	------	------	----------

- NOTES:
1. (M)- FAN MOTOR LOCATION
  2. HEAVIEST SECTION IS UPPER SECTION
  3. MPT DENOTES MALE PIPE THREAD  
FPT DENOTES FEMALE PIPE THREAD  
BFW DENOTES BEVELED FOR WELDING
  4. + UNIT WEIGHT DOES NOT INCLUDE ACCESSORIES (SEE SEPARATE DRAWINGS FOR ACCESSORIES)
  5. 3/4" DIA. MOUNTING HOLES. REFER TO RECOMMENDED STEEL SUPPORT DRAWING
  6. MAKE-UP WATER PRESSURE-20 psi MIN, 50 psi MAX
  7. \* - APPROXIMATE DIMENSIONS DO NOT USE FOR PRE-FABRICATION OF CONNECTING PIPING.

**PLAN VIEW**



**FACE 1**



**FACE 2**

SHIPPING WEIGHT	132080	lbs. +	OPERATING WEIGHT	201800	lbs.	HEAVIEST SECTION WEIGHT	29000	lbs.	NO. OF SHIPPING SECTIONS	6
-----------------	--------	--------	------------------	--------	------	-------------------------	-------	------	--------------------------	---