

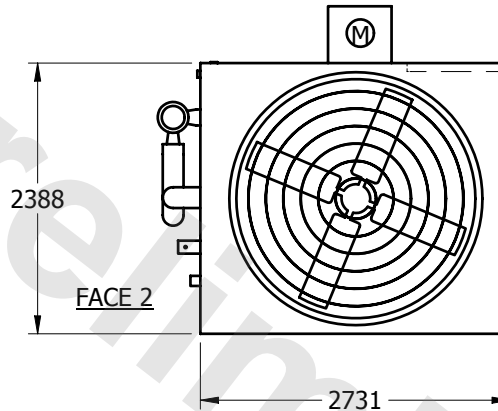
EVAPCO, INC.



UNIT	CLOSED CIRCUIT COOLER	MODEL #	ESWB 9-46K9-Z	SCALE	NTS	DWG. #	WX2M092410-MRA-ST	REV.		DATE	5/16/2024	SERIAL #	
------	-----------------------	---------	---------------	-------	-----	--------	-------------------	------	--	------	-----------	----------	--

NOTES:

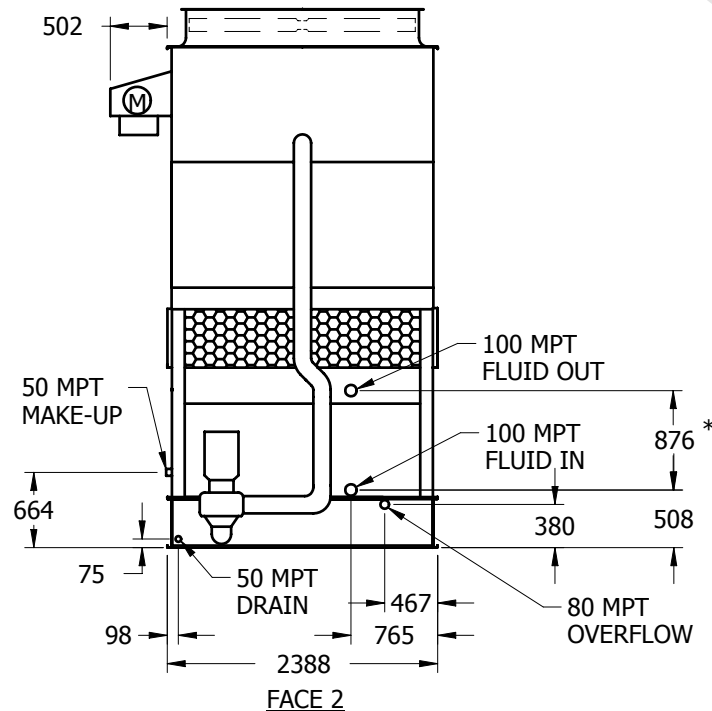
1. (M) - FAN MOTOR LOCATION
2. HEAVIEST SECTION IS LOWER SECTION
3. MPT DENOTES MALE PIPE THREAD
FPT DENOTES FEMALE PIPE THREAD
BFW DENOTES BEVELED FOR WELDING
4. + UNIT WEIGHT DOES NOT INCLUDE ACCESSORIES (SEE SEPARATE DRAWINGS FOR ACCESSORIES)
5. 19mm DIA. MOUNTING HOLES. REFER TO RECOMMENDED STEEL SUPPORT DRAWING
6. MAKE-UP WATER PRESSURE-137 kPa MIN, 344 kPa MAX
7. *- APPROXIMATE DIMENSIONS DO NOT USE FOR PRE-FABRICATION OF CONNECTING PIPING
8. MAKE-UP IS LOCATED 121mm FROM CONNECTION END



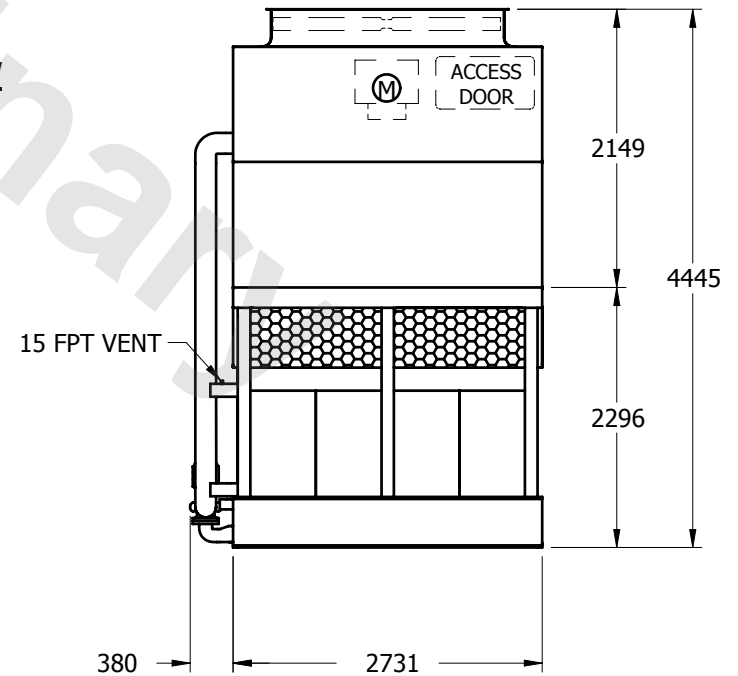
FACE 2

FACE 1

PLAN VIEW



FACE 2



FACE 1

SHIPPING WEIGHT	3755	kg +	OPERATING WEIGHT	5480	kg	HEAVIEST SECTION WEIGHT	2595	kg	NO. OF SHIPPING SECTIONS	2
-----------------	------	------	------------------	------	----	-------------------------	------	----	--------------------------	---