

EVAPCO, INC.



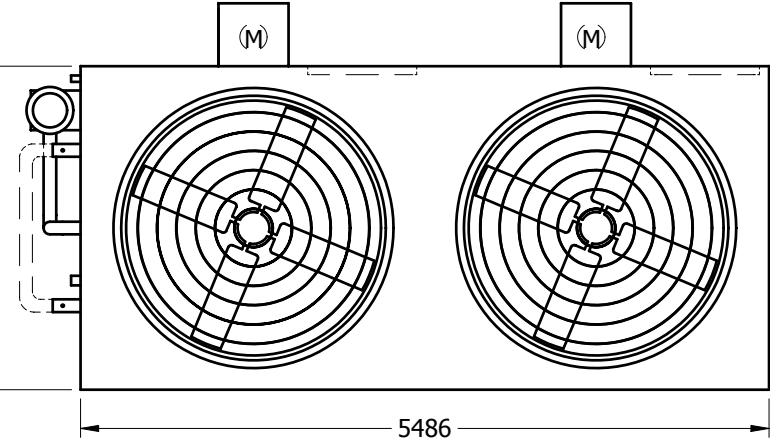
UNIT	CLOSED CIRCUIT COOLER	MODEL #	CATWB 7-3H9-Z	SCALE	NTS	DWG. #	W2091806-MRC-LFSF	REV.		DATE	5/18/2024	SERIAL #	
------	-----------------------	---------	---------------	-------	-----	--------	-------------------	------	--	------	-----------	----------	--

NOTES:

- (M)- FAN MOTOR LOCATION
- HEAVIEST SECTION IS UPPER SECTION
- MPT DENOTES MALE PIPE THREAD
FPT DENOTES FEMALE PIPE THREAD
BFW DENOTES BEVELED FOR WELDING
- + UNIT WEIGHT DOES NOT INCLUDE ACCESSORIES (SEE SEPARATE DRAWINGS FOR ACCESSORIES)
- 19mm DIA. MOUNTING HOLES. REFER TO RECOMMENDED STEEL SUPPORT DRAWING
- MAKE-UP WATER PRESSURE-137 kPa MIN, 344 kPa MAX
- *- APPROXIMATE DIMENSIONS DO NOT USE FOR PRE-FABRICATION OF CONNECTING PIPING
- MAKE-UP IS LOCATED 121mm FROM CONNECTION END
- SERIES FLOW PIPING AND AUX. CROSSOVER DRAIN BY OTHERS

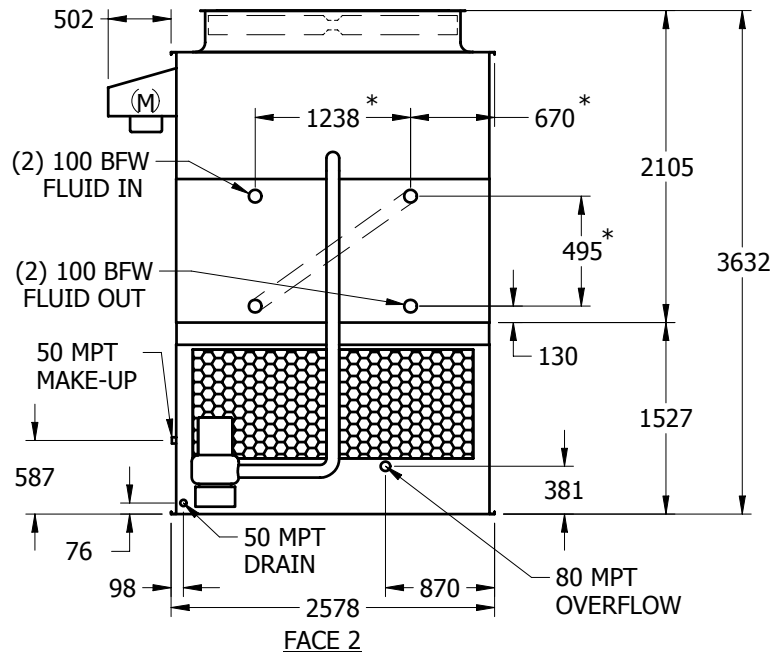
FACE 2

2578



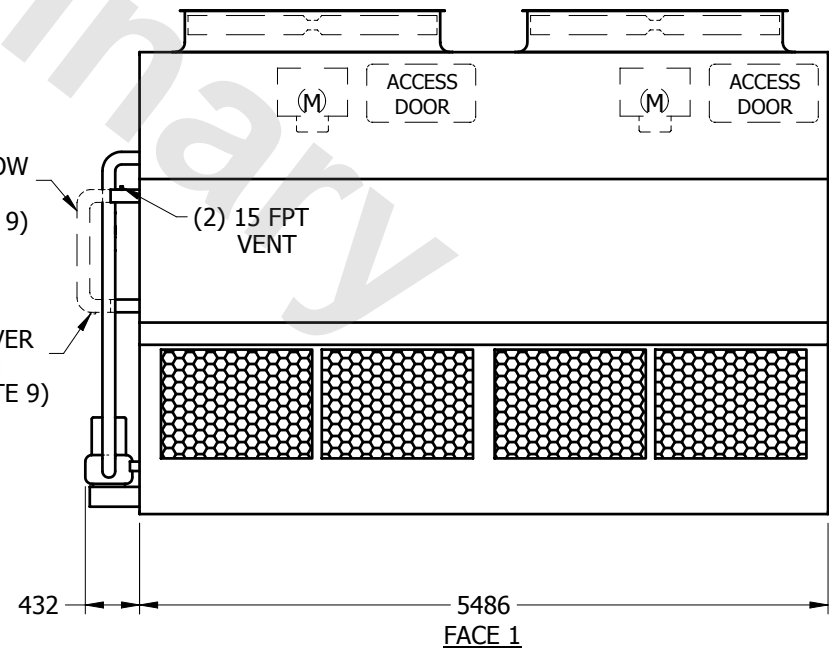
5486
FACE 1

PLAN VIEW



SERIES FLOW PIPING
(SEE NOTE 9)

AUX.
CROSSOVER
DRAIN
(SEE NOTE 9)



5486
FACE 1

SHIPPING WEIGHT	7220	kg +	OPERATING WEIGHT	11070	kg	HEAVIEST SECTION WEIGHT	5950	kg	NO. OF SHIPPING SECTIONS	2
-----------------	------	------	------------------	-------	----	-------------------------	------	----	--------------------------	---