

EVAPCO, INC.



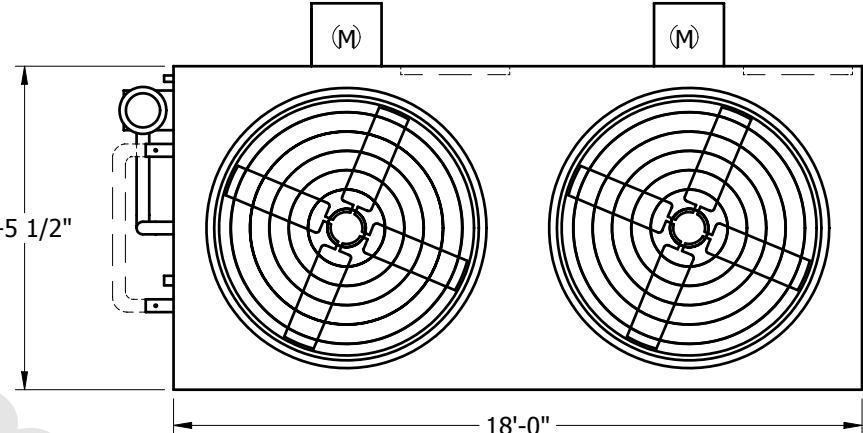
UNIT	CLOSED CIRCUIT COOLER	MODEL #	CATWB 7-3H9-Z	SCALE	NTS	DWG. #	W2091806-ERC-LFSF	REV.		DATE	5/18/2024	SERIAL #	
------	-----------------------	---------	---------------	-------	-----	--------	-------------------	------	--	------	-----------	----------	--

NOTES:

1. (M)- FAN MOTOR LOCATION
2. HEAVIEST SECTION IS UPPER SECTION
3. MPT DENOTES MALE PIPE THREAD
FPT DENOTES FEMALE PIPE THREAD
BFW DENOTES BEVELED FOR WELDING
4. + UNIT WEIGHT DOES NOT INCLUDE ACCESSORIES (SEE SEPARATE DRAWINGS FOR ACCESSORIES)
5. 3/4" DIA. MOUNTING HOLES. REFER TO RECOMMENDED STEEL SUPPORT DRAWING
6. MAKE-UP WATER PRESSURE-20 psi MIN, 50 psi MAX
7. *- APPROXIMATE DIMENSIONS DO NOT USE FOR PRE-FABRICATION OF CONNECTING PIPING
8. MAKE-UP IS LOCATED 4 3/4" FROM CONNECTION END
9. SERIES FLOW PIPING AND AUX. Crossover DRAIN BY OTHERS

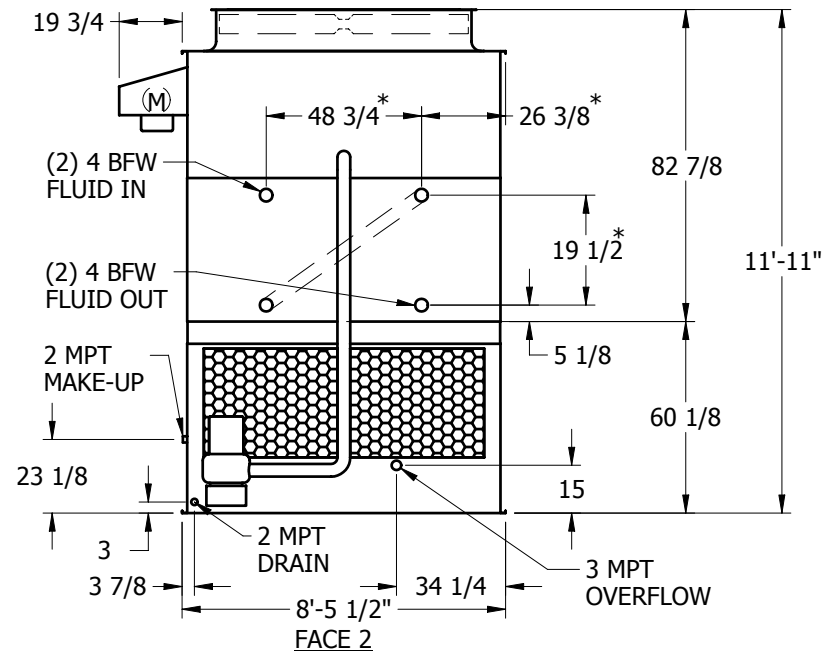
FACE 2

8'-5 1/2"



18'-0"

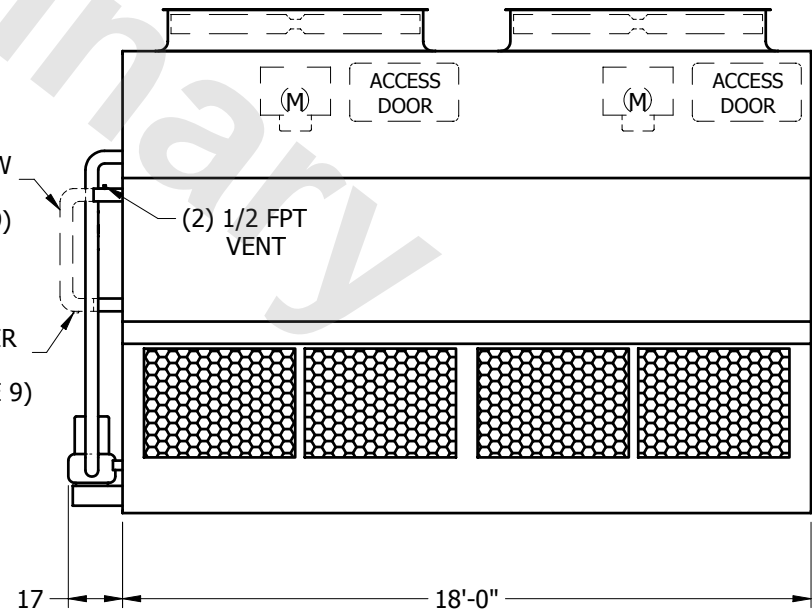
FACE 1
PLAN VIEW



FACE 2

SERIES FLOW PIPING
(SEE NOTE 9)

AUX.
CROSSOVER
DRAIN
(SEE NOTE 9)



FACE 1

SHIPPING WEIGHT	15920	lbs. +	OPERATING WEIGHT	24400	lbs.	HEAVIEST SECTION WEIGHT	13120	lbs.	NO. OF SHIPPING SECTIONS	2
-----------------	-------	--------	------------------	-------	------	-------------------------	-------	------	--------------------------	---