

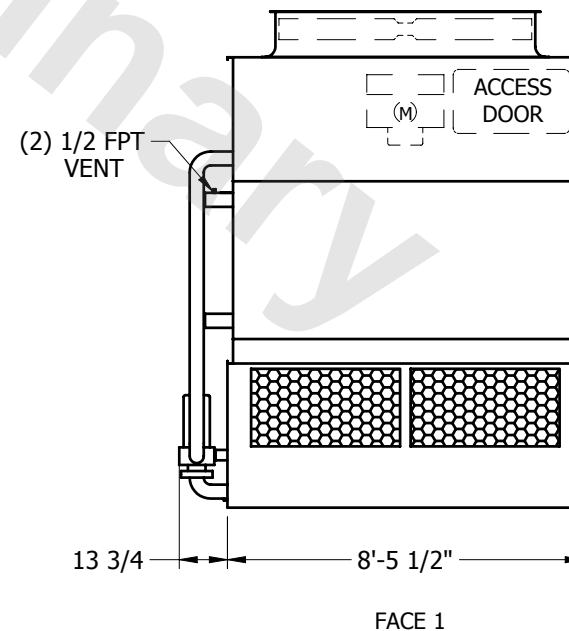
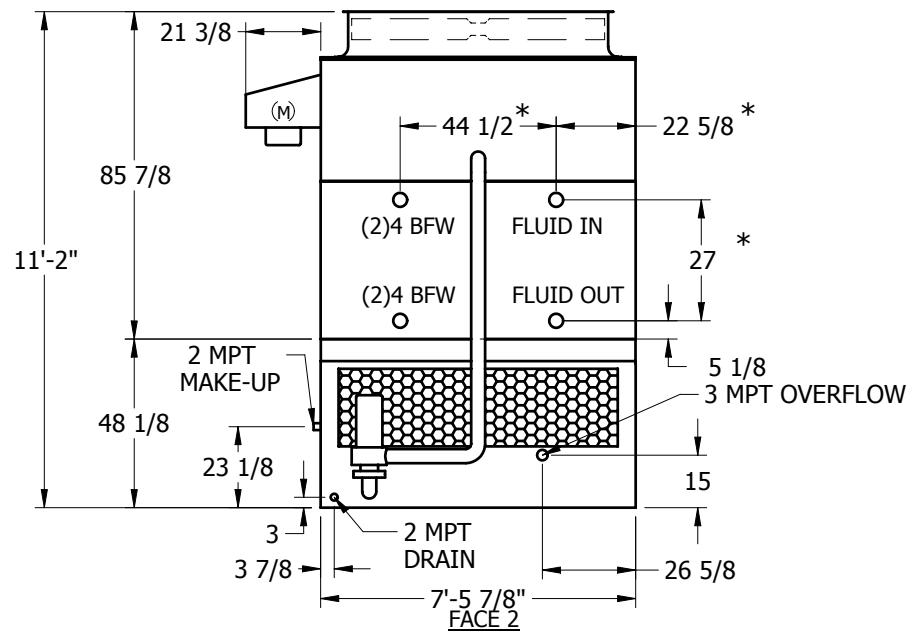
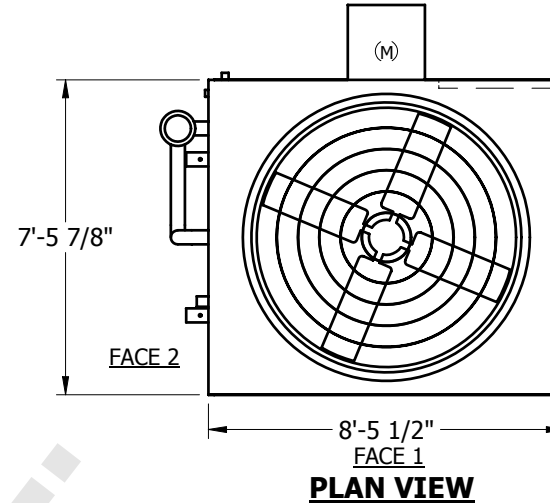
EVAPCO, INC.



UNIT	CLOSED CIRCUIT COOLER	MODEL #	ATWB 10-3112	SCALE	NTS	DWG. #	W2090808-ERC-LF	REV.		DATE	4/30/2024	SERIAL #	
------	-----------------------	---------	--------------	-------	-----	--------	-----------------	------	--	------	-----------	----------	--

NOTES:

1. (M)- FAN MOTOR LOCATION
2. HEAVIEST SECTION IS UPPER SECTION
3. MPT DENOTES MALE PIPE THREAD
FPT DENOTES FEMALE PIPE THREAD
BFW DENOTES BEVELED FOR WELDING
4. + UNIT WEIGHT DOES NOT INCLUDE ACCESSORIES (SEE SEPARATE DRAWINGS FOR ACCESSORIES)
5. 3/4" DIA. MOUNTING HOLES. REFER TO RECOMMENDED STEEL SUPPORT DRAWING
6. MAKE-UP WATER PRESSURE-20 psi MIN, 50 psi MAX
7. *- APPROXIMATE DIMENSIONS DO NOT USE FOR PRE-FABRICATION OF CONNECTING PIPING
8. MAKE-UP IS LOCATED 4 3/4" FROM CONNECTION END



SHIPPING WEIGHT	8320	lbs. +	OPERATING WEIGHT	12070	lbs.	HEAVIEST SECTION WEIGHT	7020	lbs.	NO. OF SHIPPING SECTIONS	2
-----------------	------	--------	------------------	-------	------	-------------------------	------	------	--------------------------	---