

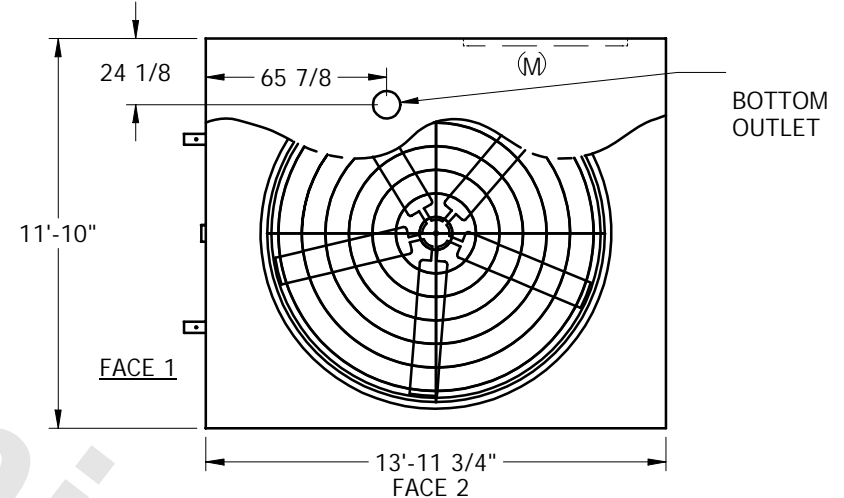
# EVAPCO, INC.



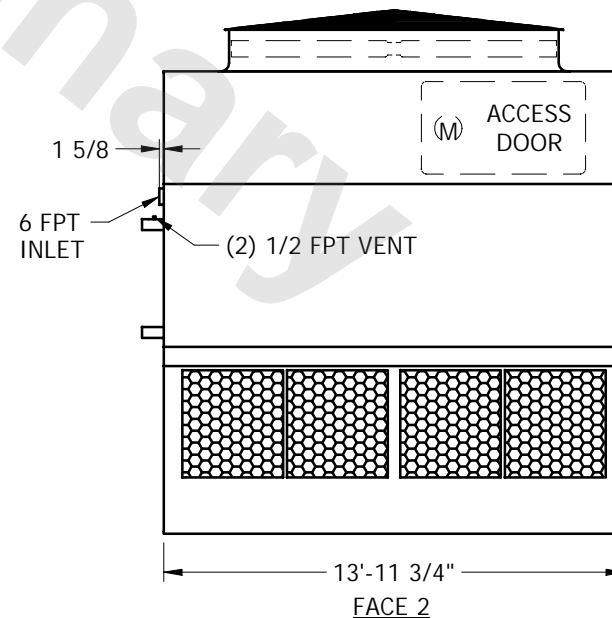
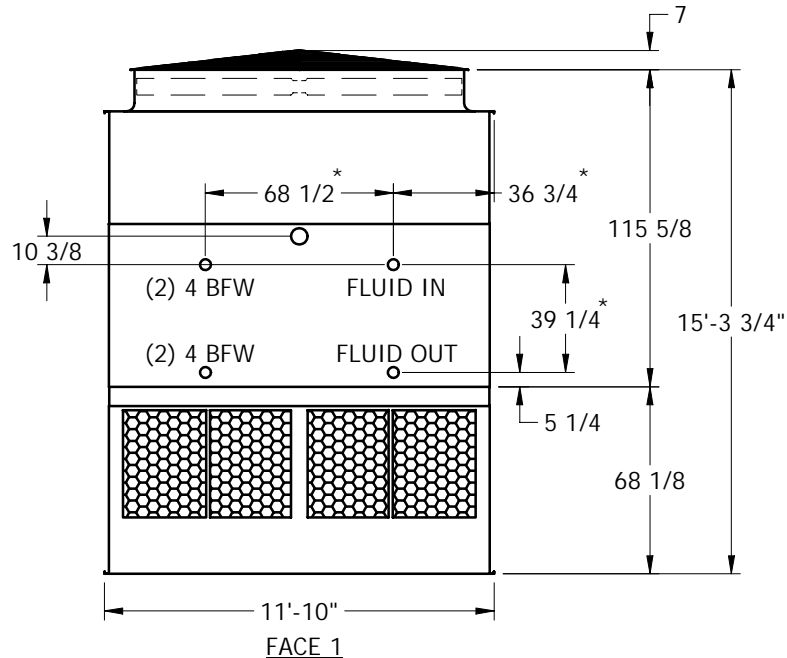
UNIT	CLOSED CIRCUIT COOLER	MODEL #		SCALE	NTS	DWG. #	W2121410-ERC-RS	REV.		DATE		SERIAL #	
------	-----------------------	---------	--	-------	-----	--------	-----------------	------	--	------	--	----------	--

## NOTES:

1. (M)- FAN MOTOR LOCATION
2. HEAVIEST SECTION IS UPPER SECTION
3. MPT DENOTES MALE PIPE THREAD  
FPT DENOTES FEMALE PIPE THREAD  
BFW DENOTES BEVELED FOR WELDING
4. + UNIT WEIGHT DOES NOT INCLUDE ACCESSORIES (SEE SEPARATE DRAWINGS FOR ACCESSORIES)
5. 3/4" DIA. MOUNTING HOLES. REFER TO RECOMMENDED STEEL SUPPORT DRAWING
6. THE SPRAY PUMP SHOULD BE SIZED FOR 900 GPM AND 2.5 PSIG AT THE INLET CONNECTION
7. \*- APPROXIMATE DIMENSIONS DO NOT USE FOR PRE-FABRICATION OF CONNECTING PIPING



**PLAN VIEW**



SHIPPING WEIGHT	22670	lbs. +	OPERATING WEIGHT	30650	lbs.	HEAVIEST SECTION WEIGHT	19750	lbs.	NO. OF SHIPPING SECTIONS	2
-----------------	-------	--------	------------------	-------	------	-------------------------	-------	------	--------------------------	---