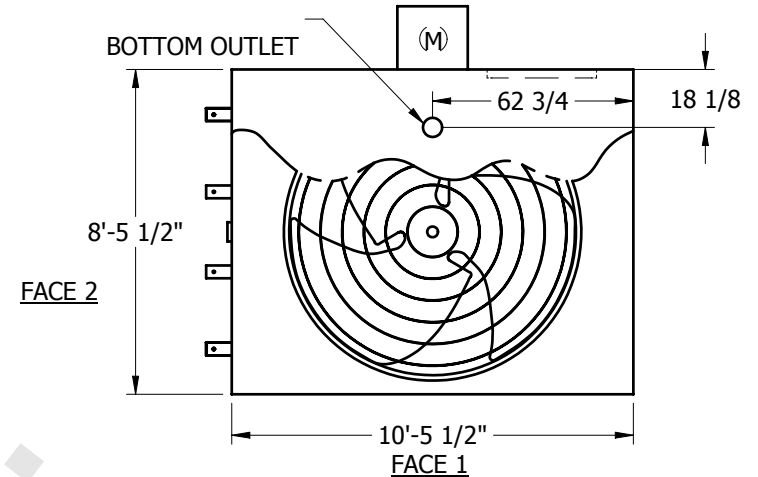


# EVAPCO, INC.

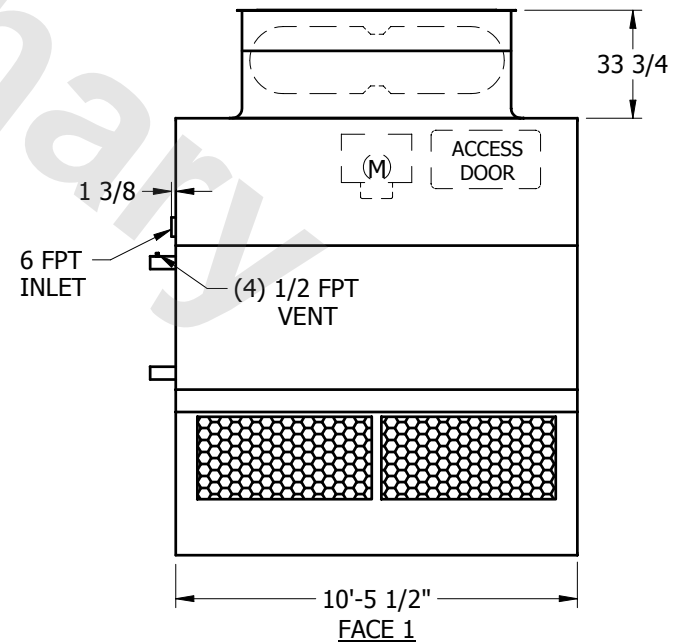
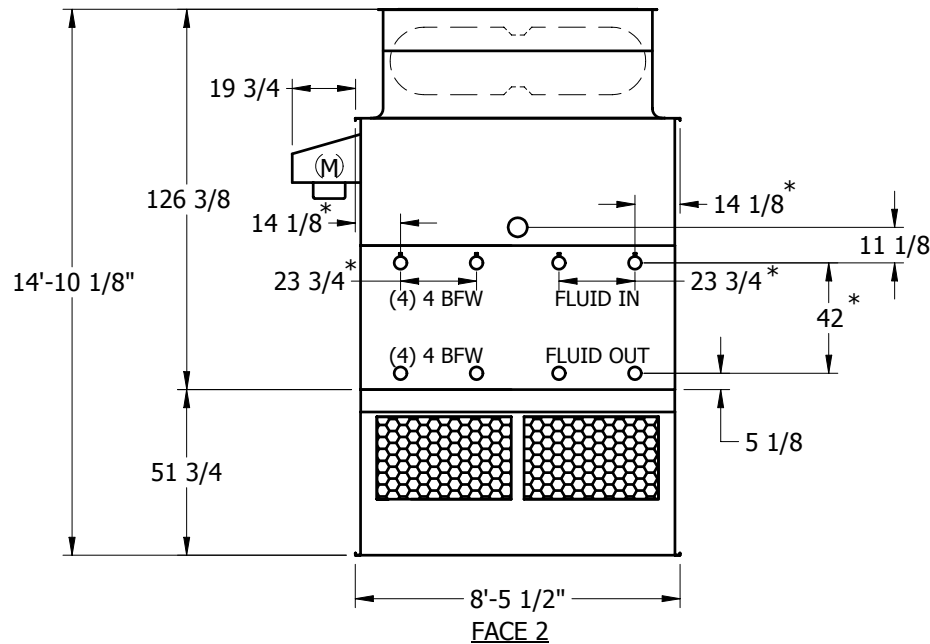


UNIT	CLOSED CIRCUIT COOLER	MODEL #	AT 114-4L24	SCALE	NTS	DWG. #	W2091112-ERA-SLHR	REV.		DATE	5/5/2024	SERIAL #	
------	-----------------------	---------	-------------	-------	-----	--------	-------------------	------	--	------	----------	----------	--

- NOTES:
1. (M)- FAN MOTOR LOCATION
  2. HEAVIEST SECTION IS UPPER SECTION
  3. MPT DENOTES MALE PIPE THREAD  
FPT DENOTES FEMALE PIPE THREAD  
BFW DENOTES BEVELED FOR WELDING
  4. + UNIT WEIGHT DOES NOT INCLUDE ACCESSORIES (SEE SEPARATE DRAWINGS FOR ACCESSORIES)
  5. 3/4" DIA. MOUNTING HOLES. REFER TO RECOMMENDED STEEL SUPPORT DRAWING
  6. THE SPRAY PUMP SHOULD BE SIZED FOR 500 GPM AND 2.5 PSIG AT THE INLET CONNECTION
  7. \*- APPROXIMATE DIMENSIONS DO NOT USE FOR PRE-FABRICATION OF CONNECTING PIPING



**PLAN VIEW**



SHIPPING WEIGHT	14500	lbs. +	OPERATING WEIGHT	19500	lbs.	HEAVIEST SECTION WEIGHT	12840	lbs.	NO. OF SHIPPING SECTIONS	2
-----------------	-------	--------	------------------	-------	------	-------------------------	-------	------	--------------------------	---