

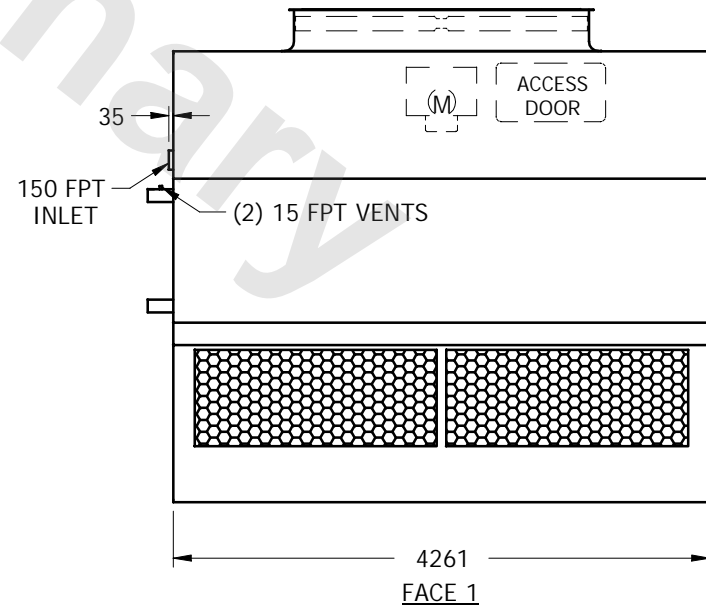
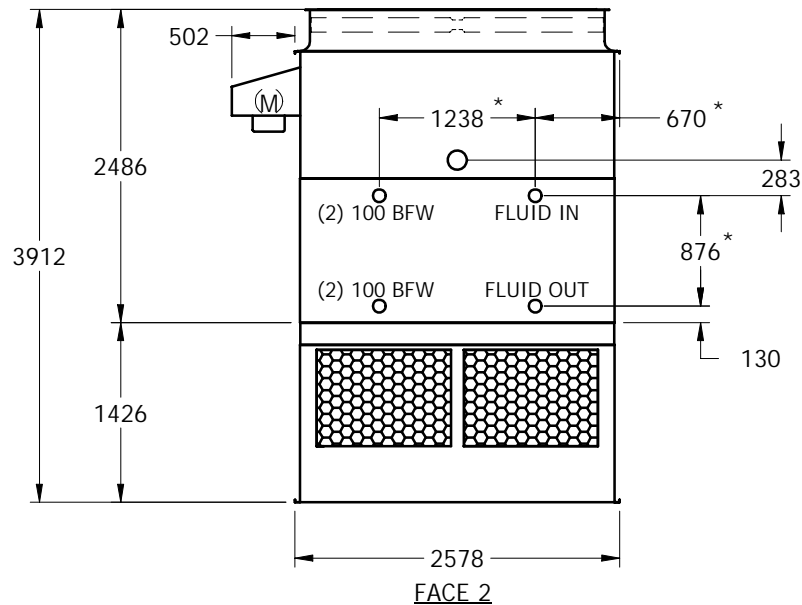
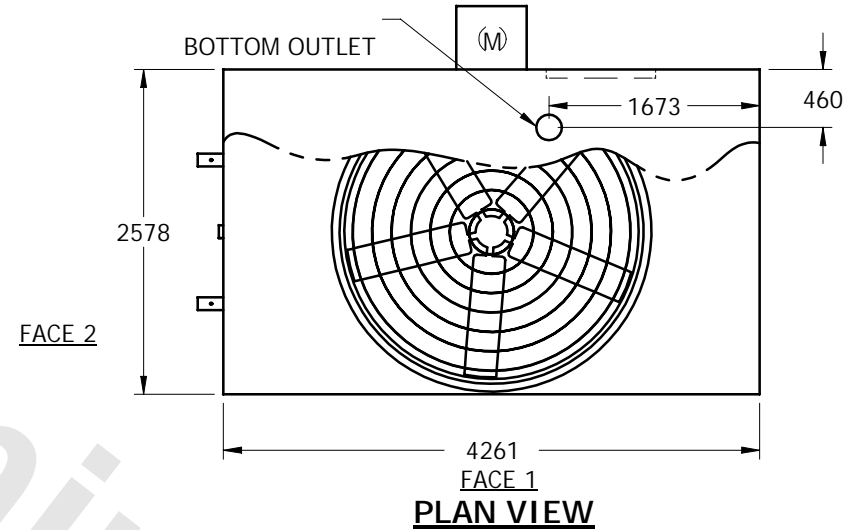
EVAPCO, INC.



UNIT	CLOSED CIRCUIT COOLER	MODEL #	ATC-1006E	SCALE	NTS	DWG. #	W2091410-MRE-RS	REV.		DATE	5/7/2024	SERIAL #	
------	-----------------------	---------	-----------	-------	-----	--------	-----------------	------	--	------	----------	----------	--

NOTES:

1. (M)- FAN MOTOR LOCATION
2. HEAVIEST SECTION IS UPPER SECTION
3. MPT DENOTES MALE PIPE THREAD
FPT DENOTES FEMALE PIPE THREAD
BFW DENOTES BEVELED FOR WELDING
4. + UNIT WEIGHT DOES NOT INCLUDE ACCESSORIES (SEE SEPARATE DRAWINGS FOR ACCESSORIES)
5. 19mm DIA. MOUNTING HOLES. REFER TO RECOMMENDED STEEL SUPPORT DRAWING
6. THE SPRAY PUMP SHOULD BE SIZED FOR 38 L/S AND 17 kPa AT THE INLET CONNECTION
7. *- APPROXIMATE DIMENSIONS DO NOT USE FOR PRE-FABRICATION OF CONNECTING PIPING



SHIPPING WEIGHT	7190	kg +	OPERATING WEIGHT	9945	kg	HEAVIEST SECTION WEIGHT	6270	kg	NO. OF SHIPPING SECTIONS	2
-----------------	------	------	------------------	------	----	-------------------------	------	----	--------------------------	---