

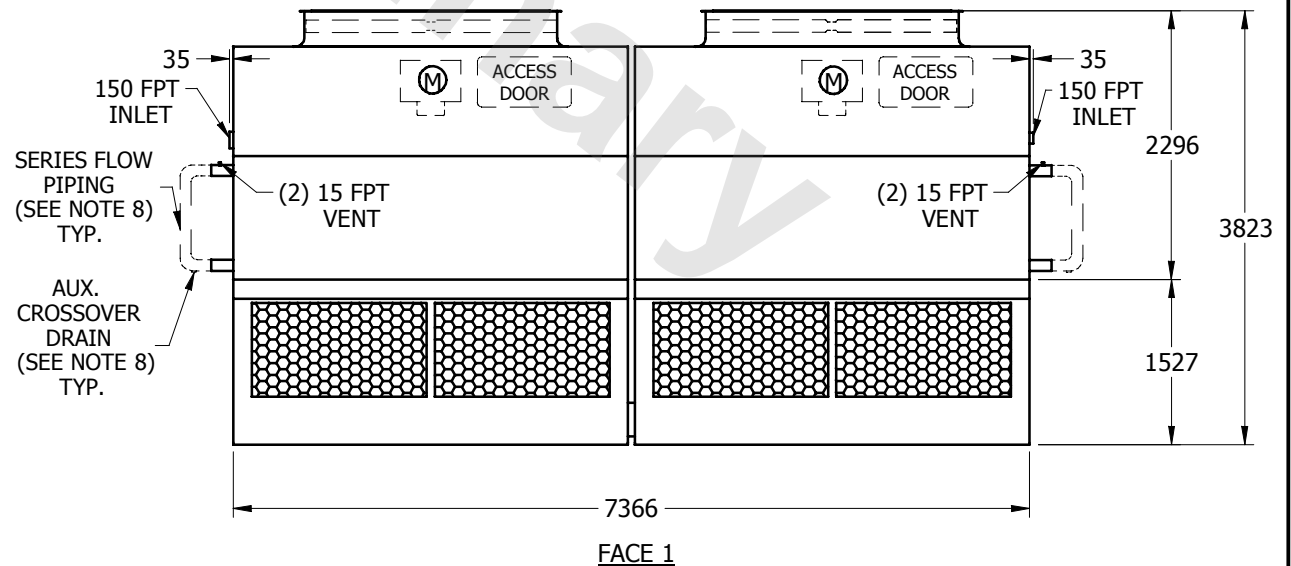
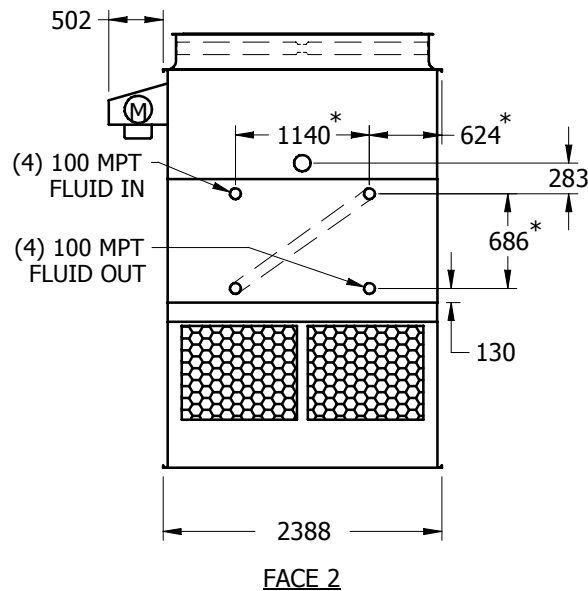
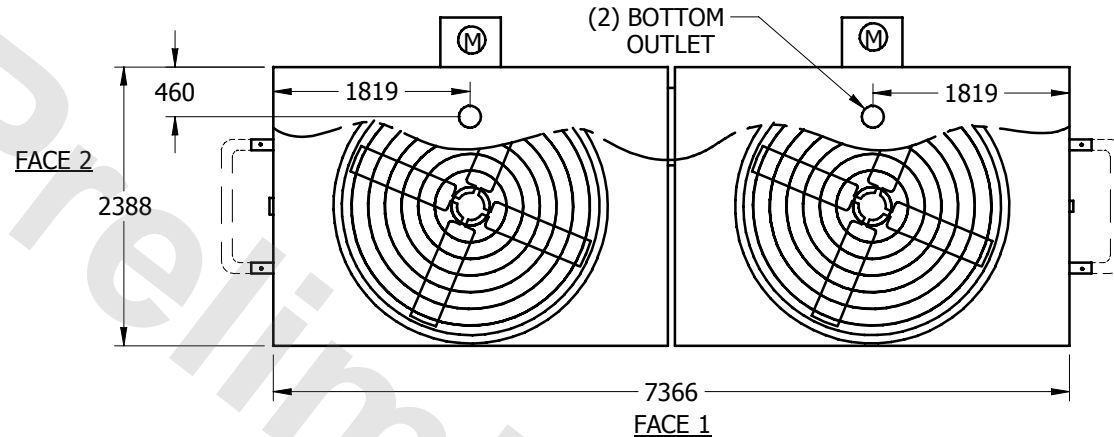
EVAPCO, INC.



UNIT	MODEL #	SCALE	DWG. #	REV.	DATE	SERIAL #
CLOSED CIRCUIT COOLER	MTT 110-2G10	NTS	W22M2408-MRA-SR		5/15/2024	

NOTES:

1. (M) - FAN MOTOR LOCATION
2. HEAVIEST SECTION IS UPPER SECTION
3. MPT DENOTES MALE PIPE THREAD
FPT DENOTES FEMALE PIPE THREAD
BFW DENOTES BEVELED FOR WELDING
4. + UNIT WEIGHT DOES NOT INCLUDE ACCESSORIES (SEE SEPARATE DRAWINGS FOR ACCESSORIES)
5. 19mm DIA. MOUNTING HOLES. REFER TO RECOMMENDED STEEL SUPPORT DRAWING
6. THE SPRAY PUMP SHOULD BE SIZED FOR 70 L/S AND 21 kPa AT THE INLET CONNECTION
7. *- APPROXIMATE DIMENSIONS DO NOT USE FOR PRE-FABRICATION OF CONNECTING PIPING
8. SERIES FLOW PIPING AND AUX. CROSSOVER DRAIN BY OTHERS



SHIPPING WEIGHT	10435	kg	+	OPERATING WEIGHT	14225	kg	HEAVIEST SECTION WEIGHT	4410	kg	NO. OF SHIPPING SECTIONS	4
-----------------	-------	----	---	------------------	-------	----	-------------------------	------	----	--------------------------	---