

EVAPCO, INC.

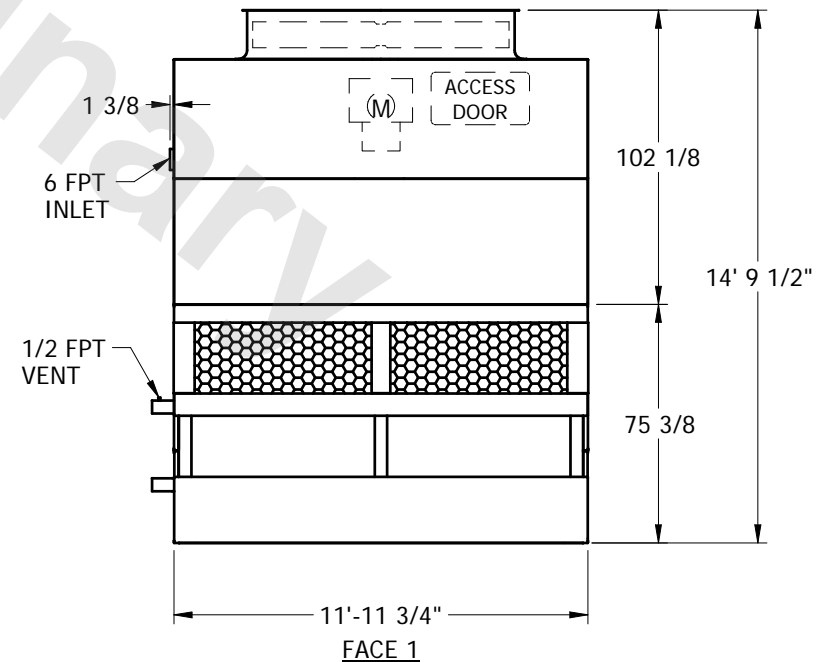
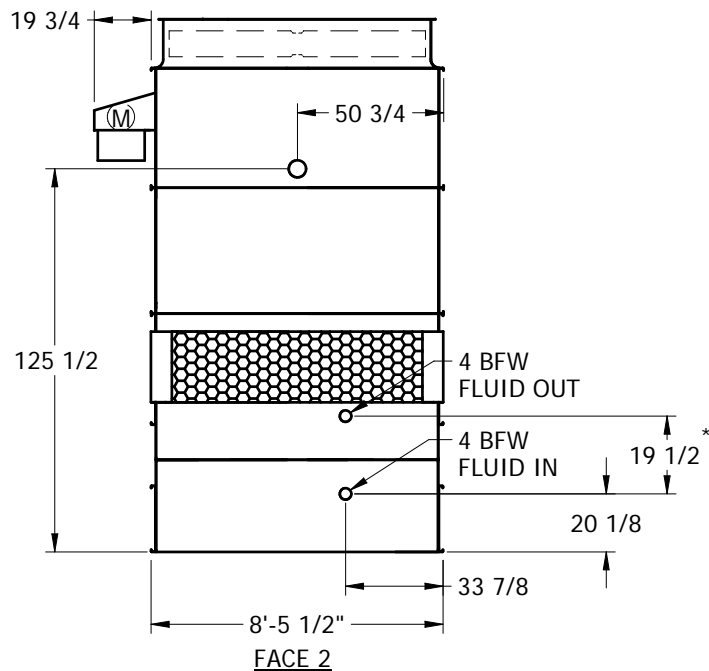
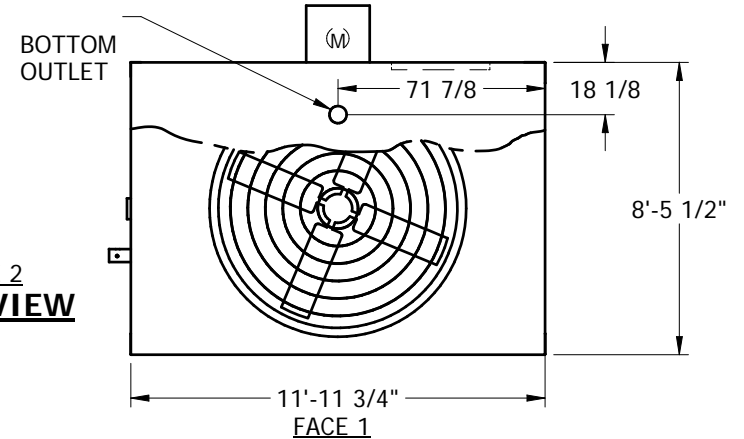


UNIT	CLOSED CIRCUIT COOLER	MODEL #	MTC-156A	SCALE	NTS	DWG. #	WZ09123606-ERB-RL	REV.		DATE	5/19/2024	SERIAL #	
------	-----------------------	---------	----------	-------	-----	--------	-------------------	------	--	------	-----------	----------	--

NOTES:

1. (M) - FAN MOTOR LOCATION
2. HEAVIEST SECTION IS LOWER SECTION
3. MPT DENOTES MALE PIPE THREAD
FPT DENOTES FEMALE PIPE THREAD
BFW DENOTES BEVELED FOR WELDING
4. + UNIT WEIGHT DOES NOT INCLUDE ACCESSORIES (SEE SEPARATE DRAWINGS FOR ACCESSORIES)
5. 3/4" DIA. MOUNTING HOLES. REFER TO RECOMMENDED STEEL SUPPORT DRAWING
6. THE SPRAY PUMP SHOULD BE SIZED FOR 800 GPM AND 4 PSIG AT THE INLET CONNECTION
7. * - APPROXIMATE DIMENSIONS DO NOT USE FOR PRE-FABRICATION OF CONNECTING PIPING

**FACE 2
PLAN VIEW**



SHIPPING WEIGHT	10060	lbs. +	OPERATING WEIGHT	13170	lbs.	HEAVIEST SECTION WEIGHT	6440	lbs.	NO. OF SHIPPING SECTIONS	
-----------------	-------	--------	------------------	-------	------	-------------------------	------	------	--------------------------	--