

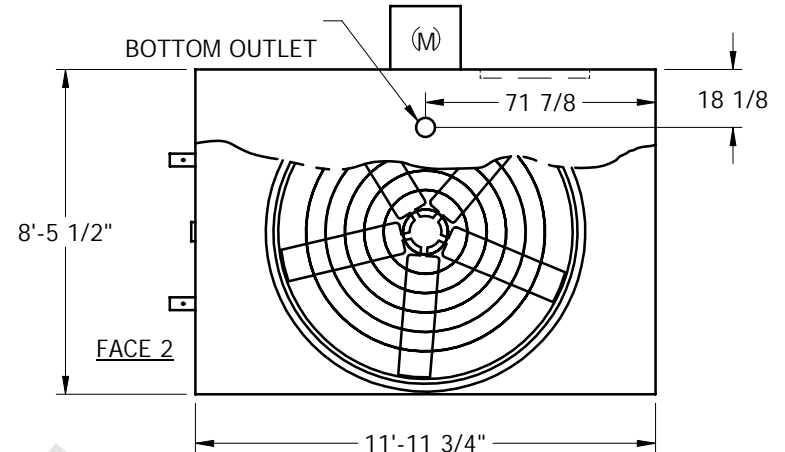
EVAPCO, INC.



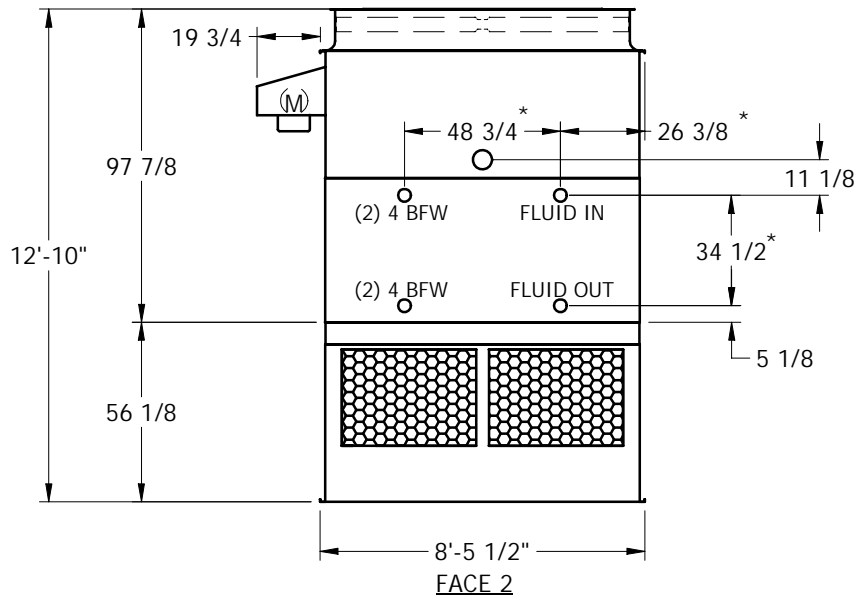
UNIT	CLOSED CIRCUIT COOLER	MODEL #	ATWB 10-3112-Z	SCALE	NTS	DWG. #	W2091210-ERC-RS	REV.		DATE	5/10/2024	SERIAL #	
------	-----------------------	---------	----------------	-------	-----	--------	-----------------	------	--	------	-----------	----------	--

NOTES:

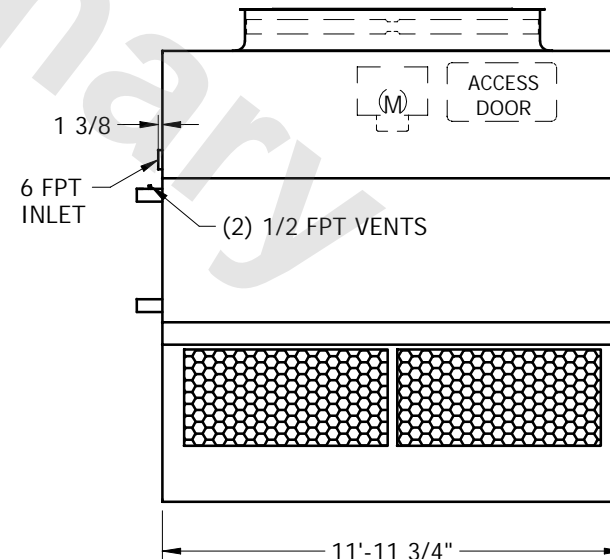
1. (M)- FAN MOTOR LOCATION
2. HEAVIEST SECTION IS UPPER SECTION
3. MPT DENOTES MALE PIPE THREAD
FPT DENOTES FEMALE PIPE THREAD
BFW DENOTES BEVELED FOR WELDING
4. + UNIT WEIGHT DOES NOT INCLUDE ACCESSORIES (SEE SEPARATE DRAWINGS FOR ACCESSORIES)
5. 3/4" DIA. MOUNTING HOLES. REFER TO RECOMMENDED STEEL SUPPORT DRAWING
6. THE SPRAY PUMP SHOULD BE SIZED FOR 550 GPM AND 2.5 PSIG AT THE INLET CONNECTION
7. *- APPROXIMATE DIMENSIONS DO NOT USE FOR PRE-FABRICATION OF CONNECTING PIPING



FACE 1
PLAN VIEW



FACE 2



FACE 1

SHIPPING WEIGHT	13920	lbs. +	OPERATING WEIGHT	19110	lbs.	HEAVIEST SECTION WEIGHT	12100	lbs.	NO. OF SHIPPING SECTIONS	2
-----------------	-------	--------	------------------	-------	------	-------------------------	-------	------	--------------------------	---